



LIVESTOCK STATISTICS 2008



**DEPARTMENT OF LIVESTOCK
MINISTRY OF AGRICULTURE
THIMPHU : BHUTAN**

Livestock Statistics 2008



**DEPARTMENT OF LIVESTOCK
MINISTRY OF AGRICULTURE
THIMPHU : BHUTAN**

Contact Address:
Information Management Services
Department of Livestock
Ministry of Agriculture
Ph.# 322418/322795
Fax # 322094

Published by: Department of Livestock, MoA, Thimphu

The view expressed in this book are those of the Department of Livestock, MoA, and do not represent any official views of the European Union.

Table of Contents

Forward by Director General	I
Summary of Livestock Population and production 2008	II
Livestock population in the Central Farms	III
Section I (Dzongkhag wise livestock population and production)	
Nublang by various Category	1
Mithun Pure by various Category	2
Mithun Cross by various Category	3
Jersey Pure by various Category	4
Jersey Cross by various Category	5
Brown Swiss Pure by various Category	6
Brown Swiss Cross By various Category	7
Yak by various Category	8
Buffalo by various Category	9
Horse (local and improved by sex), Mule and Donkey	10
Pig (local and improved) by sex	11
Poultry (local and improved) by sex	12
Sheep, Goat and cat by Sex	13
Dog (Pet and Stray) by sex	14
Dairy Products produced and sold	15
Meat produced by type	16
Meat sold by type	17
Egg, wool and chugo produced and sold	18
Charts	19-21
Section II (Geog wise livestock population and production)	
Bumthang Dzongkhag	22-25
Chukha Dzongkhag	26-32
Dagana Dzongkhag	33-40
Gasa Dzongkhag	41-44
Ha Dzongkhag	45-49
Lhuentse Dzongkhag	50-55
Mongar Dzongkhag	56-65
Paro Dzongkhag	66-71
Pemagatshel Dzongkhag	72-78
Punakha Dzongkhag	78-85
Samdrupjongkhar Dzongkhag	86-92
Samtse Dzongkhag	93-101
Sarpang Dzongkhag	102-08
Thimphu Dzongkhag	109-13
Trongsa Dzongkhag	114-17
Trashigang Dzongkhag	118-26
Trashiyangtse Dzongkhag	127-32
Tsirang Dzongkhag	133-39
Wangdue Dzongkhag	140-48
Zhemgang Dzongkhag	149-54

Forward

The Livestock Statistical Bulletin for the year 2008 is the third publication of the Department of Livestock. The publication provides comprehensive data on livestock population and Production.

The Publication is presented in two section:

1. Section I : contains Livestock population and production data at Dzongkhag Level. The data for the Central Farms are included under respective Dzongkhags.
2. Section II :Contains Livestock Population and production data at Geog Level. The data for the Central Farms are included under respective Geogs.

We hope that the Data will be useful, not only for the Livestock planners and researchers but also for the Policy makers, who are involved in the development of the RNR sector.

I would like to extend my appreciation to all my colleagues in the Department and the Dzongkhag livestock sector, and in particular to the IMS of the department for their invaluable efforts in bringing out this useful and informative publication.

Tenzin Dhendup
Director General

Livestock Population (2008)

Dzongkhag	Cattle	Buffalo	Yak	Horse	Mules	Donkey	Sheep	Goat	Pig	Poultry	Dog	Cat
Bumthang	10884	0	3984	1368	155	9	794	2	17	779	972	719
Chukha	38004	29	0	480	99	5	987	9800	5967	18046	2265	1939
Dagana	16430	50	0	449	14	1	496	4340	2086	18582	2046	1918
Gasa	947	0	9511	509	605	2	56	0	10	354	224	112
Ha	8287	0	3583	686	539	2	0	158	727	3193	1270	812
Lhuentse	12860	0	454	1649	111	4	84	29	363	5563	750	1763
Mongar	27341	0	0	2153	528	18	29	202	2705	14756	1340	2834
Paro	15740	0	4314	1054	232	79	5	170	1291	14065	2499	1677
Pemagatshel	8603	0	0	803	417	5	0	40	514	4279	2542	1291
Punakha	11361	0	0	700	38	0	1	36	1077	3854	1235	1094
Samdrupjongkhar	18184	0	0	1243	353	13	84	1031	829	10280	1821	1938
Samtse	35734	479	0	227	72	0	3900	13798	2141	31764	4178	3591
Sarpang	20564	204	0	282	4	0	714	3269	1617	26184	1346	1575
Thimphu	2969	0	11073	937	221	42	18	30	997	2105	1291	425
Trashigang	30662	0	11093	6067	0	0	2049	0	1242	16384	3486	0
Trashiyangtse	11108	0	622	1308	270	6	34	89	886	2236	2774	1094
Trongsa	11196	0	979	436	56	3	756	0	424	3253	570	767
Tsirang	12482	261	0	238	0	0	693	5644	1721	21443	2250	2435
Wangdue	20022	0	2787	918	58	4	2583	379	1845	4728	1120	1420
Zhemgang	12250	0	0	1330	453	8	0	82	1042	6365	666	1003
Total	325628	1023	48400	22837	4225	201	13283	39099	27501	208213	34645	28407

Livestock Population in the Farms 2008

Farms with Cattle	Young		Heifer	Milch	Dry	Breeding Bull	Bullocks
	Male	Female					
Nublang:							
National Livestock Breeding Program						2	
National Nublang Breeding Farm (Trashiyangphu)	42	9	29	17	20	4	
Mithun Pure:							
Regional Mithun Breeding Farm (Zhemgang)	13	12	33	25	18	2	1
Regional Mithun Breeding Farm (Arong)	7	5	33	12	36	3	6
National Livestock Breeding Program	3					2	
Jersey Pure:							
National Jersey Breeding Centre	22	27	24	48	10	15	
National Livestock Breeding Program	6		3	7	3	8	
Heifer Project	4	7	6	15	11	4	
Jersey Cross:							
National Livestock Breeding Program						2	
Calf Rearing Centre	17						61
Brown Swiss Cross:							
Brown Swiss Cattle Farm	13	11	34	33	5	26	
Total	127	71	162	157	103	68	68

Farms with Horse, Pig and Poultry	HORSE			
	Local		Improved	
	Male	Female	Male	Female
Horse :				
Horse Breeding Farm			20	38
Pig :				
National Pig Breeding Centre				
Regional Pig & Poultry Breeding Centre (gelegphug)			42	398
Regional Pig & Poultry Breeding Centre (Ligmethang)			389	512
Poultry:				
Regional Poultry Breeding Centre (Paro)			407	6294
Regional Pig & Poultry Breeding Centre (Ligmethang)				3166
Regional Pig & Poultry Breeding (gelephug)				3215

Farms with Sheep	Sheep		Goat	
	Male	Female	Male	Female
Sheep:				
National Sheep Breeding Centre (Bumthang)	33	141		

Section I

(Dzongkhag wise Livestock Population and Production)

Nublang by various Category

Dzongkhag	YOUNG							Total
	Male	Female	Heifer	Milch	Dry	Brd. Bull	Bullocks	
Bumthang	482	517	745	989	1050	37	1077	4897
Chukha	2657	4810	3534	6423	4724	149	5200	27497
Dagana	1397	1378	2051	2041	1831	226	3766	12690
Gasa	49	32	58	81	90	0	162	472
Ha	584	729	948	1184	1021	215	530	5211
Lhuentse	983	898	1491	1453	1834	58	1215	7932
Mongar	1961	1733	2732	2818	2953	369	2633	15199
Paro	1084	1042	1133	1683	1820	202	1921	8885
Pemagatshel	485	340	630	566	895	13	576	3505
Punakha	754	805	1090	1126	1364	149	2227	7515
Samdrupjongkhar	1259	940	1977	1824	1693	482	2728	10903
Samtse	4466	3911	4831	4876	4978	1171	8202	32435
Sarpang	1690	1827	2615	2841	2450	381	4201	16005
Thimphu	83	75	113	153	154	6	211	795
Trashigang	1732	1921	2702	2891	3664	240	2519	15669
Trashiyangtse	1188	893	1340	1297	1611	0	949	7278
Trongsa	870	889	859	1004	1268	107	1964	6961
Tsirang	727	703	1050	914	913	1	3240	7548
Wangdue	2328	2160	1965	2612	2156	533	2837	14591
Zhemgang	782	817	920	945	1162	300	1131	6057
TOTAL	25561	26420	32784	37721	37631	4639	47289	212045

Note: The Nublang population in the National nublang breeding is included under Trashigang Dzongkhag.

Mithun Pure by various Category

Dzongkhag	YOUNG							Total
	Male	Female	Heifer	Milch	Dry	Brd. Bull	Bullocks	
Bumthang	0	0	0	0	0	0	0	0
Chukha	0	0	0	0	0	2	0	2
Dagana	0	0	0	0	0	1	0	1
Gasa	0	0	0	0	0	1	0	1
Ha	37	36	44	85	47	23	7	279
Lhuentse	1	0	2	0	2	23	4	32
Mongar	2	0	2	2	4	25	3	38
Paro	0	0	0	0	0	8	0	8
Pemagatshel	0	0	0	0	0	2	0	2
Punakha	0	0	0	0	0	0	3	3
Samdrupjongkhar	110	93	179	228	168	21	6	805
Samtse	1	1	0	1	0	2	0	5
Sarpang	0	0	0	0	0	6	0	6
Thimphu	3	0	0	0	0	4	0	7
Trashigang	0	0	0	0	1	35	0	36
Trashiyangtse	0	0	0	0	0	7	0	7
Trongsa	0	0	0	0	0	20	0	20
Tsirang	0	0	0	0	0	0	0	0
Wangdue	0	0	0	0	0	12	0	12
Zhemgang	25	12	34	25	18	26	1	141
TOTAL	179	142	261	341	240	218	24	1405

Note: Mithun pure population in the regional mithun breeding farm (Zhemgang) is included under Zhemgang Dzongkhag ,mithun breeding farm (Arong) is included under S/jongkhar Dzongkhag and national livestock breeding program is included under Thimphu Dzongkhag..

Mithun Cross by various Category

Dzongkhag	YOUNG							Total
	Male	Female	Heifer	Milch	Dry	Brd. Bull	Bullocks	
Bumthang	346	119	228	386	283	9	165	1536
Chukha	574	1620	773	1628	978	0	1002	6575
Dagana	76	93	86	145	113	8	242	763
Gasa	27	22	31	40	41	0	85	246
Ha	117	130	138	276	116	33	41	851
Lhuentse	250	236	374	684	587	7	840	2978
Mongar	585	651	1086	1897	1361	17	1638	7235
Paro	136	170	232	378	283	9	325	1533
Pemagatshel	110	114	281	300	573	3	579	1960
Punakha	177	173	210	282	334	11	661	1848
Samdrupjongkhar	302	238	557	819	564	0	848	3328
Samtse	45	43	46	46	23	3	26	232
Sarpang	143	174	209	415	239	13	245	1438
Thimphu	36	57	47	89	61	7	106	403
Trashigang	520	617	803	1956	1202	10	2199	7307
Trashiyangtse	177	177	232	409	379	1	494	1869
Trongsa	0	222	215	279	396	378	34	1524
Tsirang	10	10	24	26	9	0	17	96
Wangdue	216	199	175	462	313	55	649	2069
Zhemgang	455	1016	534	951	582	67	789	4394
TOTAL	4302	6081	6281	11468	8437	631	10985	48185

Jersey Pure by various Category

Dzongkhag	YOUNG							Total
	Male	Female	Heifer	Milch	Dry	Brd. Bull	Bullocks	
Bumthang	5	10	13	19	16	7	1	71
Chukha	0	0	0	0	0	2	0	2
Dagana	0	0	0	1	1	5	1	8
Gasa	0	0	0	0	0	0	0	0
Ha	2	0	1	4	1	0	0	8
Lhuentse	6	10	12	19	26	0	4	77
Mongar	5	10	7	20	8	18	0	68
Paro	7	16	25	40	22	11	0	121
Pemagatshel	0	0	0	0	0	6	0	6
Punakha	0	0	0	0	0	1	0	1
Samdrupjongkhar	0	0	0	0	0	0	0	0
Samtse	51	69	56	105	36	35	0	352
Sarpang	0	0	0	1	0	10	0	11
Thimphu	8	11	7	25	10	10	0	71
Trashigang	3	2	1	6	1	9	0	22
Trashiyangtse	0	0	0	0	0	26	0	26
Trongsa	0	0	0	0	0	6	3	9
Tsirang	0	5	0	0	0	17	0	22
Wangdue	17	11	25	23	14	3	1	94
Zhemgang	2	2	0	3	1	19	0	27
TOTAL	106	146	147	266	136	185	10	996

Note: Jersey pure population in National Jersey breeding centre is included under Samtse Dzongkhag, National livestock breeding centre is included under Thimphu Dzongkhag and Heifer project is included under Bumthang Dzongkhag.

Jersey Cross by various Category

Dzongkhag	YOUNG							Total
	Male	Female	Heifer	Milch	Dry	Brd. Bull	Bullocks	
Bumthang	144	214	289	376	462	26	270	1781
Chukha	572	725	680	869	574	46	462	3928
Dagana	345	438	534	709	460	36	443	2965
Gasa	15	10	13	28	22	2	18	108
Ha	238	287	331	717	222	86	52	1933
Lhuentse	110	219	368	393	259	20	53	1422
Mongar	595	748	1178	1106	700	46	138	4511
Paro	733	592	813	1382	1012	180	403	5115
Pemagatshel	422	423	643	836	570	29	205	3128
Punakha	236	261	284	397	365	47	376	1966
Samdrupjongkhar	346	435	711	915	511	32	198	3148
Samtse	432	537	465	523	390	93	270	2710
Sarpang	441	573	543	710	427	88	274	3056
Thimphu	196	298	281	387	241	35	227	1665
Trashigang	764	1005	1695	2114	1795	60	110	7543
Trashiyangtse	282	350	386	496	277	0	85	1876
Trongsa	318	366	292	431	244	54	275	1980
Tsirang	530	724	941	939	680	51	944	4809
Wangdue	302	390	453	608	349	136	234	2472
Zhemgang	231	356	338	277	205	97	97	1601
TOTAL	7252	8951	11238	14213	9765	1164	5134	57717

Note: Jersey cross population in National livestock breeding centre is included under Thimphu Dzongkhag and Calf rearing centre is included under Chukha Dzongkhag.

Brown Swiss Pure by various Category

Dzongkhag	YOUNG							Total
	Male	Female	Heifer	Milch	Dry	Brd. Bull	Bullocks	
Bumthang	3	1	2	22	2	13	0	43
Chukha	0	0	0	0	0	0	0	0
Dagana	0	0	0	0	0	0	0	0
Gasa	0	0	0	0	0	0	0	0
Ha	0	0	0	0	0	0	0	0
Lhuentse	0	4	6	6	2	0	7	25
Mongar	0	0	0	0	0	0	0	0
Paro	0	0	0	0	0	1	0	1
Pemagatshel	0	0	0	0	0	0	0	0
Punakha	0	0	0	0	0	0	0	0
Samdrupjongkhar	0	0	0	0	0	0	0	0
Samtse	0	0	0	0	0	0	0	0
Sarpang	0	0	0	0	0	0	0	0
Thimphu	0	0	0	0	0	0	0	0
Trashigang	0	1	0	0	0	2	0	3
Trashiyangtse	0	0	0	0	0	0	0	0
Trongsa	0	0	0	0	0	2	0	2
Tsirang	0	0	0	0	0	0	0	0
Wangdue	2	1	1	1	0	1	0	6
Zhemgang	0	0	0	0	0	0	0	0
TOTAL	5	7	9	29	4	19	7	80

Brown Swiss Cross By various Category

Dzongkhag	YOUNG							Total
	Male	Female	Heifer	Milch	Dry	Brd. Bull	Bullocks	
Bumthang	265	262	483	591	493	32	430	2556
Chukha	0	0	0	0	0	0	0	0
Dagana	1	0	0	2	0	0	0	3
Gasa	17	18	29	13	16	5	22	120
Ha	2	2	0	1	0	0	0	5
Lhuentse	78	95	124	37	41	8	11	394
Mongar	75	76	70	39	20	8	2	290
Paro	18	19	18	16	1	1	4	77
Pemagatshel	0	0	2	0	0	0	0	2
Punakha	3	4	2	6	5	2	6	28
Samdrupjongkhar	0	0	0	0	0	0	0	0
Samtse	0	0	0	0	0	0	0	0
Sarpang	7	10	18	6	5	2	0	48
Thimphu	0	1	2	13	3	1	8	28
Trashigang	13	24	17	9	12	7	0	82
Trashiyangtse	6	9	25	9	1	1	1	52
Trongsa	135	82	140	111	117	10	105	700
Tsirang	1	0	4	1	0	0	1	7
Wangdue	146	139	150	188	103	16	36	778
Zhemgang	2	13	4	2	4	1	4	30
TOTAL	769	754	1088	1044	821	94	630	5200

Note: Brown swiss cross population in Brown swiss cattle farm is included under Bumthang Dzongkhag.

Yak by various Category

Dzongkhag	YOUNG							Total
	Male	Female	Heifer	Milch	Dry	Brd. Bull	Bullocks	
Bumthang	346	378	384	1030	609	79	1158	3984
Chukha	0	0	0	0	0	0	0	0
Dagana	0	0	0	0	0	0	0	0
Gasa	1381	2143	983	1773	1100	32	2099	9511
Ha	412	412	483	1129	531	59	557	3583
Lhuentse	0	0	80	90	220	0	64	454
Mongar	0	0	0	0	0	0	0	0
Paro	550	510	430	1057	725	180	862	4314
Pemagatshel	0	0	0	0	0	0	0	0
Punakha	0	0	0	0	0	0	0	0
Samdrupjongkhar	0	0	0	0	0	0	0	0
Samtse	0	0	0	0	0	0	0	0
Sarpang	0	0	0	0	0	0	0	0
Thimphu	1397	1534	754	2883	1308	647	2550	11073
Trashigang	937	1143	1169	2781	3024	903	1136	11093
Trashiyangtse	47	51	68	144	103	12	197	622
Trongsa	784	0	40	40	57	18	40	979
Tsirang	0	0	0	0	0	0	0	0
Wangdue	330	331	337	642	486	136	525	2787
Zhemgang	0	0	0	0	0	0	0	0
TOTAL	6184	6502	4728	11569	8163	2066	9188	48400

Buffalo by various Category

Dzongkhag	YOUNG							Total
	Male	Female	Heifer	Milch	Dry	Brd. Bull	Bullocks	
Bumthang	0	0	0	0	0	0	0	0
Chukha	3	6	4	9	5	1	1	29
Dagana	4	5	15	15	8	1	2	50
Gasa	0	0	0	0	0	0	0	0
Ha	0	0	0	0	0	0	0	0
Lhuentse	0	0	0	0	0	0	0	0
Mongar	0	0	0	0	0	0	0	0
Paro	0	0	0	0	0	0	0	0
Pemagatshel	0	0	0	0	0	0	0	0
Punakha	0	0	0	0	0	0	0	0
Samdrupjongkhar	0	0	0	0	0	0	0	0
Samtse	61	55	60	77	91	18	117	479
Sarpang	25	28	33	47	20	4	47	204
Thimphu	0	0	0	0	0	0	0	0
Trashigang	0	0	0	0	0	0	0	0
Trashiyangtse	0	0	0	0	0	0	0	0
Trongsa	0	0	0	0	0	0	0	0
Tsirang	46	51	35	69	39	7	14	261
Wangdue	0	0	0	0	0	0	0	0
Zhemgang	0	0	0	0	0	0	0	0
TOTAL	139	145	147	217	163	31	181	1023

Horse (local and improved by sex), Mule and Donkey

Dzongkhag	LOCAL		IMPROVED		TOTAL	Mule	Donkey
	Male	Female	Male	Female			
Bumthang	585	635	85	63	1368	155	9
Chukha	223	238	3	16	480	99	5
Dagana	247	202	0	0	449	14	1
Gasa	392	106	7	4	509	605	2
Ha	405	279	1	1	686	539	2
Lhuentse	819	733	66	31	1649	111	4
Mongar	1114	979	31	29	2153	528	18
Paro	483	475	43	53	1054	232	79
Pemagatshel	349	428	8	18	803	417	5
Punakha	363	309	13	15	700	38	0
Samdrupjongkhar	664	529	47	3	1243	353	13
Samtse	147	79	0	1	227	72	0
Sarpang	122	156	4	0	282	4	0
Thimphu	522	376	25	14	937	221	42
Trashigang	2931	2865	139	132	6067	0	0
Trashiyangtse	611	652	31	14	1308	270	6
Trongsa	198	195	15	28	436	56	3
Tsirang	109	125	4	0	238	0	0
Wangdue	424	393	56	45	918	58	4
Zhemgang	703	612	5	10	1330	453	8
TOTAL	11411	10366	583	477	22837	4225	201

Note: Horse population in the Horse breeding farm is included under Bumthang Dzongkhag.

Pig (local and improved) by sex

Dzongkhag	LOCAL		IMPROVED		TOTAL
	Male	Female	Male	Female	
Bumthang	0	0	12	5	17
Chukha	2640	1170	1659	498	5967
Dagana	950	780	160	196	2086
Gasa	1	0	4	5	10
Ha	318	263	67	79	727
Lhuentse	94	86	100	83	363
Mongar	572	554	726	853	2705
Paro	364	372	243	312	1291
Pemagatshel	184	162	88	80	514
Punakha	358	353	163	203	1077
Samdrupjongkhar	341	344	87	57	829
Samtse	1154	686	155	146	2141
Sarpang	632	302	214	469	1617
Thimphu	43	49	251	654	997
Trashigang	405	443	177	217	1242
Trashiyangtse	277	157	236	216	886
Trongsa	72	102	106	144	424
Tsirang	710	497	244	270	1721
Wangdue	533	532	390	390	1845
Zhemgang	215	244	301	282	1042
TOTAL	9863	7096	5383	5159	27501

Note: Pig population at the National Pig breeding centre (Serbithang) is included under Thimphu Dzongkhag

Pig population at the RPPBC (Gelegphug) is included under Sarpang Dzongkhag

Pig population at the RPPBC (Ligmethang) is included under Mongar Dzongkhag

Poultry (local and improved) by sex

Dzongkhag	LOCAL		IMPROVED		TOTAL
	Male	Female	Male	Female	
Bumthang	89	304	84	302	779
Chukha	5232	10811	218	1785	18046
Dagana	5218	12376	20	968	18582
Gasa	36	41	13	264	354
Ha	455	1886	35	817	3193
Lhuentse	1512	3741	53	257	5563
Mongar	3118	8694	267	2677	14756
Paro	374	1185	555	11951	14065
Pemagatshel	691	2970	72	546	4279
Punakha	780	2023	71	980	3854
Samdrupjongkhar	2408	6637	344	891	10280
Samtse	9900	21794	14	56	31764
Sarpang	4403	9038	70	12673	26184
Thimphu	171	676	118	1140	2105
Trashigang	3213	11101	189	1881	16384
Trashiyangtse	493	1128	60	555	2236
Trongsa	611	1390	344	908	3253
Tsirang	3265	9126	2289	6763	21443
Wangdue	1304	2335	201	888	4728
Zhemgang	1522	3739	158	946	6365
TOTAL	44795	110995	5175	47248	208213

Note: Poultry population at the RPBC (Paro) is included under Paro Dzongkhag

Poultry population at the RPPBC (Ligmethang) is included under Mongar Dzongkhag

Poultry population at the RPPBC (Gelephu) is included under Sarpang Dzongkhag

Sheep, Goat and cat by Sex

Dzongkhag	SHEEP		GOAT		CAT	
	Male	Female	Male	Female	Male	Female
Bumthang	304	490	2	0	314	405
Chukha	361	626	3231	6569	846	1093
Dagana	169	327	1871	2469	848	1070
Gasa	16	40	0	0	53	59
Ha	0	0	72	86	420	392
Lhuentse	25	59	20	9	569	1194
Mongar	13	16	102	100	1208	1626
Paro	2	3	75	95	783	894
Pemagatshel	0	0	35	5	585	706
Punakha	0	1	12	24	560	534
Samdrupjongkhar	41	43	420	611	760	1178
Samtse	1275	2625	5884	7914	1531	2060
Sarpang	236	478	1587	1682	698	877
Thimphu	9	9	17	13	230	195
Trashigang	977	1072	0	0	0	0
Trashiyangtse	19	15	48	41	427	667
Trongsa	348	408	0	0	364	403
Tsirang	243	450	2593	3051	1147	1288
Wangdue	1093	1490	114	265	729	691
Zhemgang	0	0	32	50	428	575
TOTAL	5131	8152	16115	22984	12500	15907

Note: Sheep population in the National sheep breeding centre is included under Bumthang Dzongkhag.

Dog (Pet and Stray) by sex

Dzongkhag	PET		STRAY		TOTAL
	Male	Female	Male	Female	
Bumthang	516	416	24	16	972
Chukha	763	578	479	445	2265
Dagana	646	677	351	372	2046
Gasa	121	77	10	16	224
Ha	453	243	204	370	1270
Lhuentse	249	42	227	232	750
Mongar	521	285	285	249	1340
Paro	848	666	463	522	2499
Pemagatshel	273	250	1041	978	2542
Punakha	258	216	388	373	1235
Samdrupjongkhar	632	436	400	353	1821
Samtse	2250	1510	249	169	4178
Sarpang	533	426	228	159	1346
Thimphu	394	260	326	311	1291
Trashigang	1130	844	750	762	3486
Trashiyangtse	590	313	1069	802	2774
Trongsa	126	81	180	183	570
Tsirang	1178	662	282	128	2250
Wangdue	295	191	336	298	1120
Zhemgang	261	178	107	120	666
TOTAL	12037	8351	7399	6858	34645

Dairy Products produced and sold

Dzongkhag	PRODUCED (Mt)			SOLD (Mt)		
	Milk	Butter	Cheese	Milk	Butter	Cheese
Bumthang	1,436.73	44.83	248.32	237.07	15.62	32.86
Chukha	1,949.87	187.96	934.92	63.45	37.52	330.54
Dagana	389.89	33.14	98.11	8.96	9.99	39.39
Gasa	492.20	18.56	136.11	0.00	6.48	58.53
Ha	1,414.69	66.69	398.29	80.91	45.30	270.88
Lhuentse	537.61	53.02	99.31	1.00	12.55	31.11
Mongar	1,471.73	140.41	228.39	56.97	43.96	59.80
Paro	1,573.68	94.22	137.95	222.29	62.77	55.56
Pemagatshel	714.83	65.25	193.36	30.74	23.59	71.49
Punakha	810.97	52.08	190.04	0.23	31.99	67.63
Samdrupjongkhar	1,156.95	60.11	90.26	108.57	18.69	37.91
Samtse	1,650.17	42.11	112.87	206.90	27.50	71.12
Sarpang	995.49	36.24	178.08	284.68	22.25	116.65
Thimphu	687.17	26.35	58.09	608.17	30.52	32.14
Trashigang	2,171.78	155.73	277.75	26.42	89.73	116.87
Trashiyangtse	973.60	59.56	119.35	20.94	22.04	47.34
Trongsa	1,105.24	50.60	71.76	54.36	54.36	37.66
Tsirang	922.40	31.95	30.31	11.73	10.68	16.77
Wangdue	1,643.60	94.17	706.60	23.75	174.67	1,335.20
Zhemgang	783.99	35.06	153.53	3.97	12.11	61.55
TOTAL	22,882.59	1,348.01	4,463.39	2,051.13	752.32	2,891.00

Note.: Milk Produced and sold at Brown swiss cattle farm is included under Bumthang Dzongkhag, National Jersey Breeding farm is included under Samtse Dzongkhag and National Nublang Breeding farm is included under Trashigang Dzongkhag

Meat produced by type

Dzongkhag	Pork	Beef	Yak	Chicken	Mutton	Fish
Bumthang	0.00	0.00	0.00	0.00	0.00	0.00
Chukha	85.21	106.80	0.00	59.31	39.19	0.00
Dagana	41.66	9.83	0.00	20.43	19.67	3.33
Gasa	0.00	0.00	46.29	0.00	0.00	0.00
Ha	20.37	1.25	20.11	0.14	0.35	0.00
Lhuentse	6.41	15.11	0.00	0.00	0.00	0.00
Mongar	19.66	39.53	0.00	0.14	0.00	0.00
Paro	57.45	40.27	13.08	0.44	0.50	0.00
Pemagatshel	7.84	6.12	0.00	0.03	0.00	0.00
Punakha	27.59	20.49	0.00	0.03	0.00	0.00
Samdrupjongkhar	9.58	27.02	0.00	1.34	1.50	0.00
Samtse	32.35	19.69	0.00	40.86	36.66	0.73
Sarpang	31.58	154.65	0.00	29.55	18.86	7.22
Thimphu	19.66	5.01	18.60	0.00	0.00	0.00
Trashigang	17.71	88.98	13.57	0.00	0.14	0.00
Trashiyangtse	15.54	49.79	2.75	0.02	0.16	0.00
Trongsa	9.39	99.78	0.98	0.03	0.30	0.00
Tsirang	32.40	5.12	0.00	34.46	10.70	1.60
Wangdue	51.47	67.41	27.69	0.04	0.00	0.00
Zhemgang	14.36	19.49	0.00	2.97	0.07	0.00
TOTAL	500.23	776.33	143.06	189.80	128.10	12.88

Meat sold by type

Dzongkhag	Pork	Beef	Yak	Chicken	Mutton	Fish
Bumthang	0.00	0.00	0.00	0.00	0.00	0.00
Chukha	26.48	28.28	0.00	48.16	22.89	0.00
Dagana	21.50	6.07	0.00	7.14	8.56	0.00
Gasa	0.00	0.00	7.50	0.00	0.00	0.00
Ha	2.21	0.50	12.51	0.00	0.08	0.00
Lhuentse	5.22	5.90	0.00	0.00	0.00	0.00
Mongar	64.01	29.78	0.00	0.47	0.00	0.00
Paro	24.35	15.79	8.19	0.22	0.50	0.00
Pemagatshel	6.23	2.74	0.00	0.02	0.00	0.00
Punakha	7.25	6.65	0.00	0.00	0.00	0.00
Samdrupjongkhar	7.91	21.59	0.00	0.47	0.43	0.00
Samtse	17.85	18.90	0.00	17.18	22.90	0.48
Sarpang	21.61	153.06	0.00	14.12	10.79	5.11
Thimphu	17.28	2.04	18.60	0.00	0.00	0.00
Trashigang	13.74	59.38	7.83	0.00	0.00	0.00
Trashiyangtse	5.82	9.85	0.55	0.02	0.02	0.00
Trongsa	5.04	28.49	0.56	0.02	0.15	0.00
Tsirang	21.63	3.93	0.00	50.46	4.93	1.26
Wangdue	25.72	28.97	3.67	0.01	0.00	0.00
Zhemgang	11.47	13.00	0.00	1.16	0.06	0.15
TOTAL	305.32	434.89	59.40	139.43	71.30	7.00

Egg, wool and chugo produced and sold

Dzongkhag	PRODUCED			SOLD		
	Eggs (Dz)	Wool (kg)	Chugo(kg)	Eggs(Dz)	Wool (kg)	Chugo (kg)
Bumthang	0.00	132.00	0.00	0.00	128.00	3,975.00
Chukha	42,866.08	322.00	0.00	14,601.00	0.00	0.00
Dagana	21,969.58	595.00	0.00	6,177.33	0.00	0.00
Gasa	627.08	649.00	0.00	625.83	0.00	2,369.00
Ha	24,902.92	0.00	0.00	17,886.17	0.00	2,954.00
Lhuentse	38,810.92	21.50	0.00	7,261.83	0.00	0.00
Mongar	74,893.08	35.00	0.00	28,235.08	0.00	0.00
Paro	39,440.50	111.00	0.00	29,958.33	0.00	7,559.00
Pemagatshel	35,510.17	0.00	0.00	11,654.25	0.00	0.00
Punakha	19,431.92	0.00	0.00	8,243.17	0.00	0.00
Samdrupjongkhar	12,799.58	0.00	0.00	8,860.67	0.00	0.00
Samtse	18,225.75	1,733.95	0.00	5,102.67	288.50	0.00
Sarpang	151,331.2	68.00	0.00	110,046.3	0.00	0.00
Thimphu	6,209.92	391.00	0.00	9,987.08	0.00	29,253.00
Trashigang	54,906.00	4,773.00	0.00	14,042.25	1,325.00	0.00
Trashiyangtse	4,178.67	36.00	0.00	1,145.42	0.00	15,000.00
Trongsa	13,920.08	784.00	0.00	4,135.42	112.00	0.00
Tsirang	73,173.17	342.00	0.00	77,595.17	42.00	0.00
Wangdue	14,107.75	257.00	0.00	14,244.50	50.00	6,486.00
Zhemgang	33,381.58	0.00	0.00	12,719.67	0.00	0.00
TOTAL	680,686.00	10,250.45	0.00	382,522.1	1,945.50	67,596.00

*Note: Eggs produced and sold at Regional Poultry breeding centre (Paro) is included under Paro Dzongkhag
Eggs produced and sold at Regional Pig & Poultry breeding centre (Ligmethang) is included under Mongar Dzongkhag
Eggs produced and sold at Regional Pig & Poultry breeding centre (Gelephu) is included under Sarpang Dzongkhag*

Charts

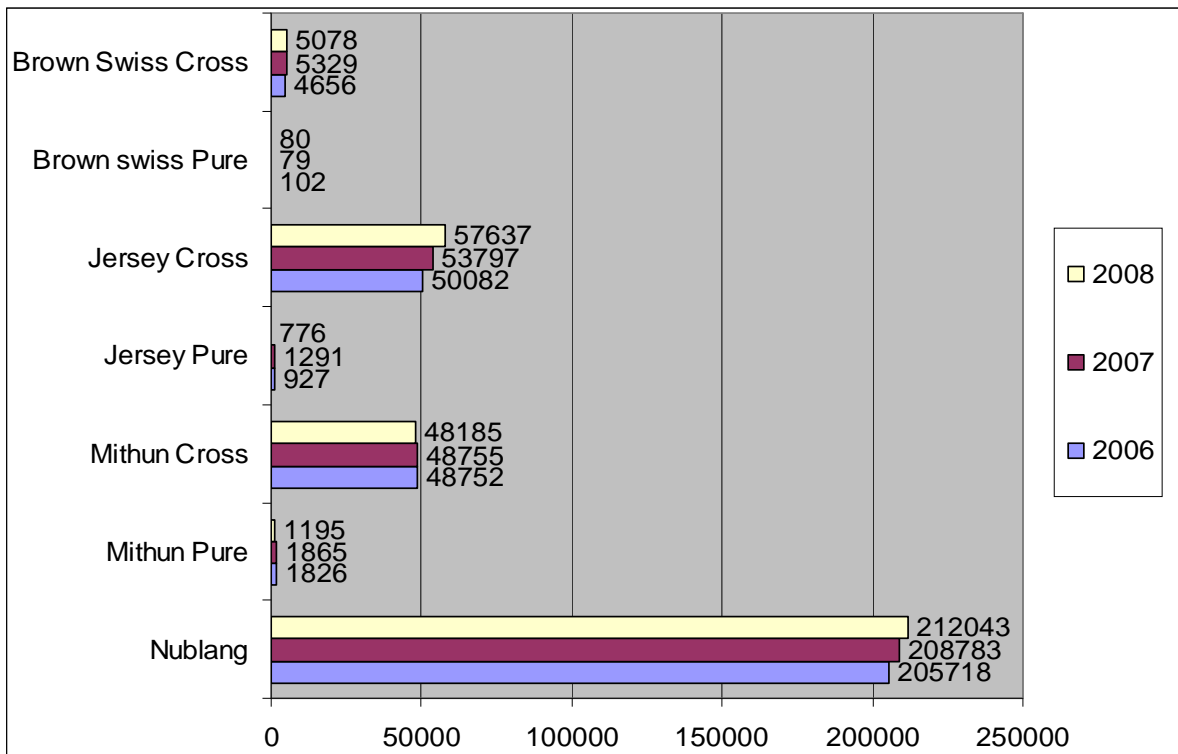
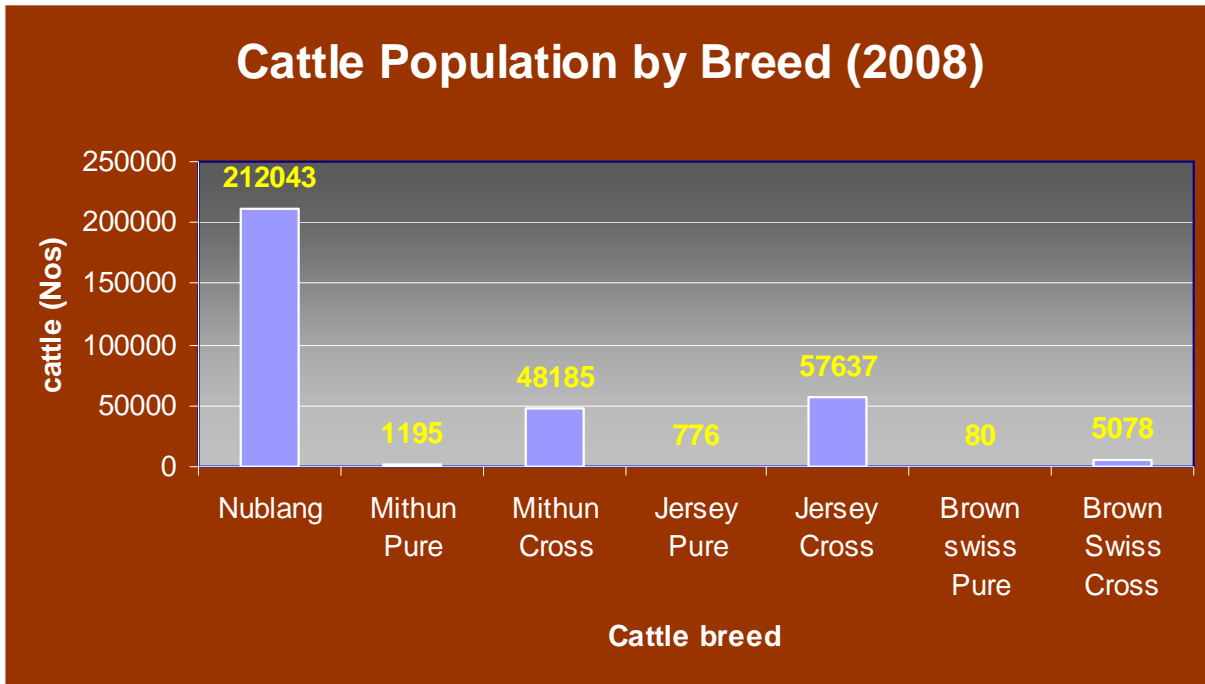


Figure above shows: Cattle trend (2006 to 2008) by Breed.

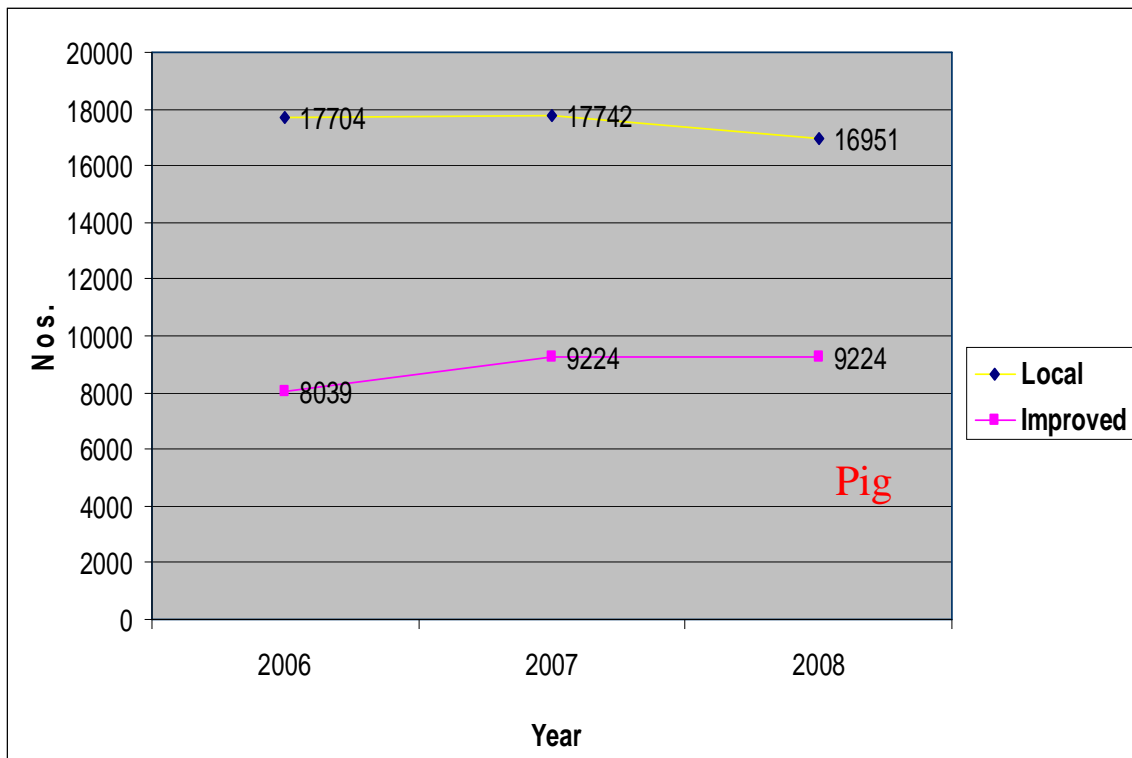
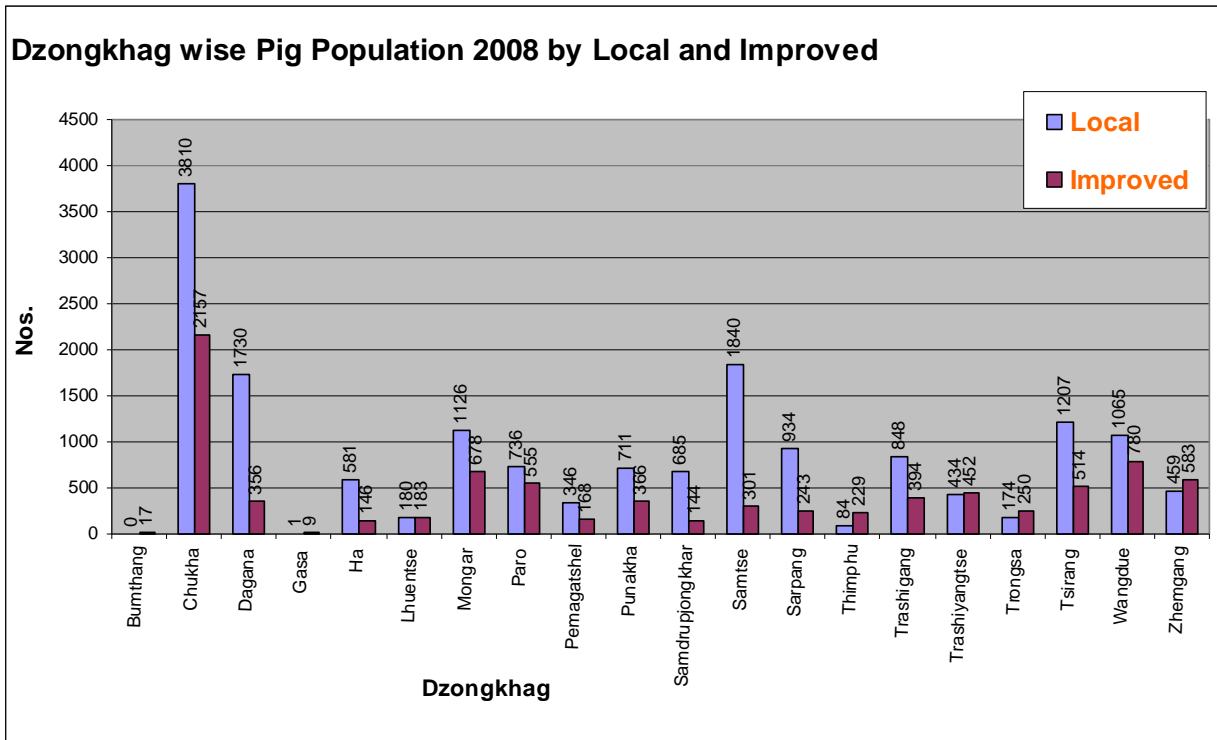


Figure above shows: Pig trend (2006 to 2008) by local and improved breeds.

Figure below shows: Poultry trend from (2006 to 2008) by Local and Improved.

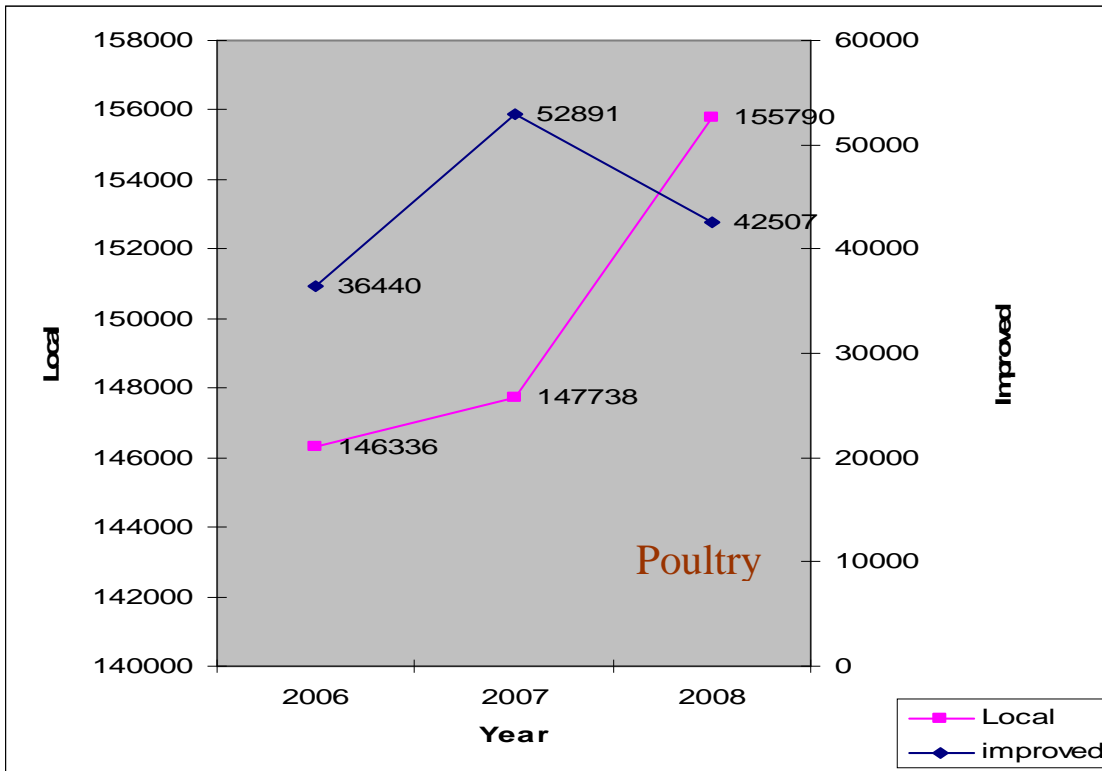
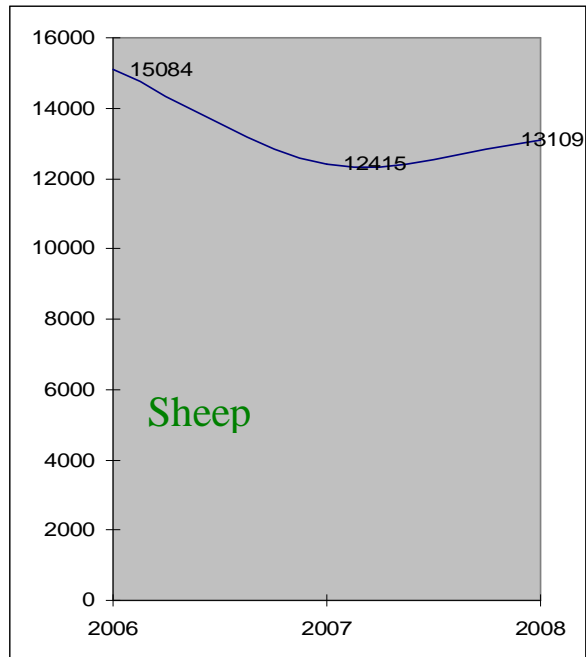
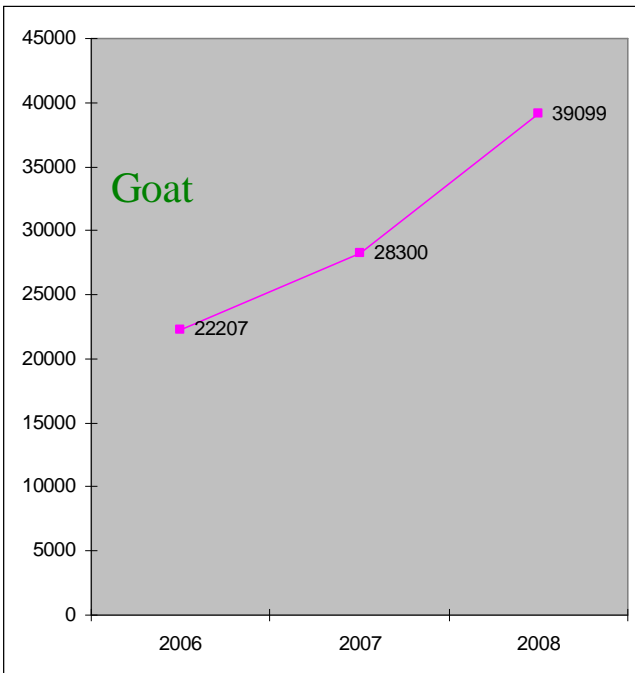


Figure below shows: Goat and Sheep Trend from (2006 to 2008)



Bumthang Dzongkhag**Breed and category wise Cattle, Yak and Buffalo by Geog**

Breed Geog	Young		Heifer	Milch	Dry	Brd. Bull	Bullock
	Male	Female					
BsCross							
Chhoekhor	143	136	246	300	213	26	168
Chhume	39	58	90	95	96	5	51
Tang	36	32	58	54	81	0	143
Ura	47	36	89	142	103	1	68
Total	265	262	483	591	493	32	430
BsPure							
Chhoekhor	3	1	2	22	2	13	0
Chhume	0	0	0	0	0	0	0
Tang	0	0	0	0	0	0	0
Ura	0	0	0	0	0	0	0
Total	3	1	2	22	2	13	0
Jersey Cross							
Chhoekhor	58	91	105	142	87	10	24
Chhume	28	31	54	72	121	7	13
Tang	57	89	122	153	242	9	223
Ura	1	3	8	9	12	0	10
Total	144	214	289	376	462	26	270
Jersey Pure							
Chhoekhor	1	3	7	4	5	3	1
Chhume	0	0	0	0	0	0	0
Tang	4	7	6	15	11	4	0
Ura	0	0	0	0	0	0	0
Total	5	10	13	19	16	7	1
Mithun							
Chhoekhor	8	6	7	6	5	0	28
Chhume	46	55	125	168	134	7	13
Tang	2	0	5	24	25	2	29
Ura	290	58	91	188	119	0	95
Total	346	119	228	386	283	9	165
Mithun Pure							
Chhoekhor	0	0	0	0	0	0	0
Chhume	0	0	0	0	0	0	0
Tang	0	0	0	0	0	0	0
Ura	0	0	0	0	0	0	0
Total	0	0	0	0	0	0	0
Nublang							
Chhoekhor	78	112	97	171	194	2	178
Chhume	211	227	360	393	485	31	307
Tang	63	71	110	135	178	2	417
Ura	130	107	178	290	193	2	175
Total	482	517	745	989	1050	37	1077

Breed Geog	Young		Heifer	Milch	Dry	Brd. Bull	Bullock
	Male	Female					
Others							
Chhoekhor	0	0	0	0	0	0	0
Chhume	0	0	0	0	0	0	0
Tang	0	0	0	0	0	0	0
Ura	0	0	0	0	0	0	0
Total	0	0	0	0	0	0	0
Yak							
Chhoekhor	274	292	248	869	470	65	913
Chhume	51	54	84	101	91	14	200
Tang	3	2	8	14	17	0	6
Ura	18	30	44	46	31	0	39
Total	346	378	384	1030	609	79	1158

Note: Brown Swiss cross population at the Brown swiss cattle farm is included under Chokor Geog (Bumthang Dzongkhag)

Jersey pure at the National Heifer Project is included under Tang Geog (Bumthang Dzongkhag)

Horse (Local and Improved), Mule and Donkey by Geog

Category Geog	LOCAL		IMPROVED		Mule	Donkey
	Male	Female	Male	Female		
Horse						
Chhume	232	228	3	4	77	7
Chhoekhor	271	274	58	41	17	1
Tang	15	66	4	12	18	1
Ura	67	67	20	6	43	0
Total	585	635	85	63	155	9

Note: Horse population at the Horse breeding farm is included under Chokor Geog (Bumthang Dzongkhag)

Pig and Poultry (Local and Improved) by Geog

Category Geog	LOCAL		IMPROVED		Mule	Donkey
	Male	Female	Male	Female		
Pig						
Chhume	0	0	12	5	0	0
Chhoekhor	0	0	0	0	0	0
Tang	0	0	0	0	0	0
Ura	0	0	0	0	0	0
Total	0	0	12	5	0	0
Poultry						
Chhume	57	229	0	6	0	0
Chhoekhor	26	44	0	16	0	0
Tang	6	31	0	161	0	0
Ura	0	0	84	119	0	0
Total	89	304	84	302	0	0

Sheep, Goat and Cat by Geog

Geog	SHEEP		GOAT		CAT	
	Male	Female	Male	Female	Male	Female
Chhume	43	32	0	0	77	114
Chhoekhor	124	193	0	0	112	162
Ura	61	78	0	0	76	76
Tang	43	46	2	0	49	53
Total	271	349	2	0	314	405

Note: Sheep population at the NSBC (Bumthang) is included under Tang Geog (Bumthang Dzongkhag)

Dog Population (Pet and Stray) by geog

Geog	PET		STRAY	
	Male	Female	Male	Female
Chhume	134	111	0	0
Chhoekhor	137	123	15	15
Ura	87	87	0	0
Tang	158	95	9	1
Total	516	416	24	16

Dairy Products Produced, Consumed and Sold by Geog

Milk in (liters) and Cheese and Butter in (Kg)

Category			
Geog	Produced	Consumed	Sold
Butter			
Chhume	13,586.00	3,592.00	9,854.00
Chhoekhor	12,195.00	7,520.50	4,018.50
Tang	7,000.00	1,610.00	1,746.00
Ura	12,045.00	0.00	0.00
Total	44,826.00	12,722.50	15,618.50
Cheese			
Chhume	52,758.00	97,640.00	23,070.00
Chhoekhor	81,280.00	55,069.00	6,026.00
Tang	42,012.00	2,138.00	3,764.00
Ura	72,270.00	0.00	0.00
Total	248,320.00	154,847.00	32,860.00
Milk			
Chhume	329,623.00	0.00	0.00
Chhoekhor	568,331.40	27,574.50	192,050.00
Tang	225,601.03	5,528.20	45,021.30
Ura	313,170.00	0.00	0.00
Total	1,436,725.43	33,102.70	237,071.30

Note: Milk Produced and sold at the Brown swiss cattle farm is included under Chokor Geog (Bumthang Dzongkhag)

Meat produced by geog in (Kg)

Geog	Pork	Beef	Yak	Mutton	Chicken	Fish
Chhoekhor	0.00	0.00	0.00	0.00	0.00	0.00
Chhume	0.00	0.00	0.00	0.00	0.00	0.00
Tang	0.00	0.00	0.00	0.00	0.00	0.00
Ura	0.00	0.00	0.00	0.00	0.00	0.00
Total	0.00	0.00	0.00	0.00	0.00	0.00

Meat product sold geog wise(Kg)

Geog	Pork	Beef	Yak	Mutton	Chicken	Fish
Chhume	0.00	0.00	0.00	0.00	0.00	0.00
Chhoekhor	0.00	0.00	0.00	0.00	0.00	0.00
Ura	0.00	0.00	0.00	0.00	0.00	0.00
Tang	0.00	0.00	0.00	0.00	0.00	0.00
Total	0.00	0.00	0.00	0.00	0.00	0.00

Wool, Eggs and chugo produced and sold by geog

Geog	PRODUCED		SOLD		
	Egg (Dz)	Wool	Egg (Dz)	Wool (kg)	Chugo (kg)
Chhoekhor	0.00	0.00	0.00	0.00	3,537.00
Chhume	0.00	0.00	0.00	0.00	438.00
Tang	0.00	132.00	0.00	128.00	0.00
Ura	0.00	0.00	0.00	0.00	0.00
Total	0.00	132.00	0.00	128.00	3,975.00

Chukha Dzongkhag

Breed and category wise Cattle, Yak and Buffalo by Geog

Breed Geog	Young		Heifer	Milch	Dry	Brd. Bull	Bullock
	Male	Female					
BsCross							
Bjachho	0	0	0	0	0	0	0
Bongo	0	0	0	0	0	0	0
Chapcha	0	0	0	0	0	0	0
Dala	0	0	0	0	0	0	0
Dungna	0	0	0	0	0	0	0
Geling	0	0	0	0	0	0	0
Getana	0	0	0	0	0	0	0
Logchina	0	0	0	0	0	0	0
Metap	0	0	0	0	0	0	0
Phuentsholing	0	0	0	0	0	0	0
Sampheling	0	0	0	0	0	0	0
Total	0	0	0	0	0	0	0
BsPure							
Bjachho	0	0	0	0	0	0	0
Bongo	0	0	0	0	0	0	0
Chapcha	0	0	0	0	0	0	0
Dala	0	0	0	0	0	0	0
Dungna	0	0	0	0	0	0	0
Geling	0	0	0	0	0	0	0
Getana	0	0	0	0	0	0	0
Logchina	0	0	0	0	0	0	0
Metap	0	0	0	0	0	0	0
Phuentsholing	0	0	0	0	0	0	0
Sampheling	0	0	0	0	0	0	0
Total	0	0	0	0	0	0	0
Jersey Cross							
Bjachho	39	25	28	45	20	14	91
Bongo	41	47	52	48	24	0	49
Chapcha	20	35	40	67	39	6	7
Dala	124	218	164	183	124	0	67
Dungna	9	15	15	27	27	0	10
Geling	39	77	150	120	118	3	30
Getana	75	80	44	120	84	0	120
Logchina	88	93	27	45	1	3	21
Metap	49	32	31	36	29	0	38
Phuentsholing	18	19	43	53	33	6	22
Sampheling	70	84	86	125	75	14	7
Total	572	725	680	869	574	46	462
Jersey Pure							
Bjachho	0	0	0	0	0	0	0
Bongo	0	0	0	0	0	0	0
Chapcha	0	0	0	0	0	0	0
Dala	0	0	0	0	0	0	0
Dungna	0	0	0	0	0	0	0

Livestock Population and Production (2008)

Breed Geog	Young		Heifer	Milch	Dry	Brd.	
	Male	Female				Bull	Bullock
Geling	0	0	0	0	0	0	0
Getana	0	0	0	0	0	0	0
Logchina	0	0	0	0	0	0	0
Metap	0	0	0	0	0	0	0
Phuentsholing	0	0	0	0	0	1	0
Sampheling	0	0	0	0	0	1	0
Total	0	0	0	0	0	2	0
Mithun							
Bjachho	2	4	6	4	14	0	16
Bongo	57	54	57	84	125	0	94
Chapcha	27	32	30	51	21	0	20
Dala	271	1220	252	930	245	0	489
Dungna	21	35	33	56	57	0	95
Geling	86	132	221	323	357	0	80
Getana	29	41	54	57	42	0	44
Logchina	4	8	0	1	3	0	6
Metap	67	78	95	102	94	0	138
Phuentsholing	8	14	18	14	16	0	20
Sampheling	2	2	7	6	4	0	0
Total	574	1620	773	1628	978	0	1002
Mithun Pure							
Bjachho	0	0	0	0	0	0	0
Bongo	0	0	0	0	0	0	0
Chapcha	0	0	0	0	0	0	0
Dala	0	0	0	0	0	0	0
Dungna	0	0	0	0	0	0	0
Geling	0	0	0	0	0	0	0
Getana	0	0	0	0	0	1	0
Logchina	0	0	0	0	0	0	0
Metap	0	0	0	0	0	0	0
Phuentsholing	0	0	0	0	0	1	0
Sampheling	0	0	0	0	0	0	0
Total	0	0	0	0	0	2	0
Nublang							
Bjachho	37	52	77	68	94	29	133
Bongo	354	410	495	421	540	5	520
Chapcha	95	115	173	263	184	12	350
Dala	531	2415	477	2542	657	10	820
Dungna	138	166	221	307	353	0	413
Geling	333	358	437	701	1010	0	203
Getana	82	193	282	190	231	0	320
Logchina	367	318	239	510	156	0	480
Metap	115	125	142	159	96	0	221
Phuentsholing	410	394	514	748	755	64	1190
Sampheling	195	264	477	514	648	29	550
Total	2657	4810	3534	6423	4724	149	5200

Breed Geog	Young		Heifer	Milch	Dry	Brd. Bull	Bullock
	Male	Female					
Others							
Bjachho	0	0	0	0	0	0	0
Bongo	0	0	0	0	0	0	0
Chapcha	0	0	0	0	0	0	0
Dala	2	5	2	6	2	0	1
Dungna	0	0	0	0	0	0	0
Geling	0	0	0	0	0	0	0
Getana	0	0	0	0	0	0	0
Logchina	0	0	0	0	0	0	0
Metap	0	0	0	0	0	0	0
Phuentsholing	1	1	2	3	3	1	0
Sampheling	0	0	0	0	0	0	0
Total	3	6	4	9	5	1	1
Yak							
Bjachho	0	0	0	0	0	0	0
Bongo	0	0	0	0	0	0	0
Chapcha	0	0	0	0	0	0	0
Dala	0	0	0	0	0	0	0
Dungna	0	0	0	0	0	0	0
Geling	0	0	0	0	0	0	0
Getana	0	0	0	0	0	0	0
Logchina	0	0	0	0	0	0	0
Metap	0	0	0	0	0	0	0
Phuentsholing	0	0	0	0	0	0	0
Sampheling	0	0	0	0	0	0	0
Total	0	0	0	0	0	0	0

Note: Jersey cross population at the Calf rearing centre (Chukha) is included under Bjapchu Geog (Chukha Dzongkhag)

Horse (Local and Improved), Mule and Donkey by Geog

Category Geog	LOCAL		IMPROVED		Mule	Donkey
	Male	Female	Male	Female		
Horse						
Logchina	61	87	0	15	0	0
Sampheling	0	0	0	0	0	0
Bjachho	0	0	0	0	0	0
Metap	39	23	0	1	0	0
Getana	2	4	3	0	34	2
Geling	32	35	0	0	19	0
Dungna	25	28	0	0	36	0
Dala	0	0	0	0	0	0
Chapcha	19	17	0	0	0	0
Bongo	15	13	0	0	10	3
Phuentsholing	30	31	0	0	0	0
Total	223	238	3	16	99	5

Pig and Poultry (Local and Improved) by Geog

Category Geog	LOCAL		IMPROVED		Mule	Donkey
	Male	Female	Male	Female		
Pig						
Getana	192	133	58	54	0	0
Bjachho	2	2	14	14	0	0
Bongo	231	206	97	87	0	0
Chapcha	2	0	6	2	0	0
Dala	1421	145	149	87	0	0
Logchina	232	224	1150	111	0	0
Metap	117	149	3	3	0	0
Phuentsholing	73	48	18	5	0	0
Sampheling	192	110	140	112	0	0
Geling	102	78	19	20	0	0
Dungna	76	75	5	3	0	0
Total	2640	1170	1659	498	0	0
Poultry						
Bongo	422	997	6	107	0	0
Phuentsholing	809	2494	1	14	0	0
Metap	109	210	0	90	0	0
Logchina	601	859	155	0	0	0
Getana	249	409	46	154	0	0
Geling	211	477	0	12	0	0
Dungna	113	307	0	81	0	0
Chapcha	69	133	0	113	0	0
Bjachho	42	110	5	88	0	0
Sampheling	2128	1700	0	1000	0	0
Dala	479	3115	5	126	0	0
Total	5232	10811	218	1785	0	0

Sheep, Goat and Cat by Geog

Geog	SHEEP		GOAT		CAT	
	Male	Female	Male	Female	Male	Female
Sampheling	76	164	657	1110	80	59
Phuentsholing	52	91	706	776	116	88
Metap	0	0	9	27	31	44
Logchina	93	59	408	324	96	145
Getana	0	0	77	64	14	17
Geling	0	0	165	147	22	26

Livestock Population and Production (2008)

Geog	SHEEP		GOAT		CAT	
	Male	Female	Male	Female	Male	Female
Dungna	0	0	46	55	45	52
Dala	140	312	1042	3925	214	360
Chapcha	0	0	5	2	128	168
Bongo	0	0	99	130	67	92
Bjachho	0	0	17	9	33	42
Total	361	626	3231	6569	846	1093

Dog Population (Pet and Stray) by geog

Geog	PET		STRAY	
	Male	Female	Male	Female
Sampheling	116	103	40	21
Phuentsholing	23	15	182	166
Metap	52	48	0	0
Logchina	110	98	0	0
Getana	0	0	28	10
Geling	14	8	31	41
Dungna	61	33	0	0
Dala	273	168	0	0
Chapcha	36	33	140	174
Bongo	78	72	0	0
Bjachho	0	0	58	33
Total	763	578	479	445

Dairy Products Produced, Consumed and Sold by Geog

Milk in (liters) and Cheese and Butter in (Kg)

Category	Produced	Consumed	Sold
Geog			
Butter			
Phuentsholing	8,528.00	4,681.00	3,757.00
Bjachho	10,366.00	6,730.00	3,636.00
Bongo	10,924.00	7,489.00	3,435.00
Chapcha	53,799.00	2,691.00	74.00
Dala	18,756.00	15,480.00	3,276.00
Dungna	6,145.00	5,953.00	192.00
Geling	28,880.00	14,442.00	14,438.00
Getana	12,977.00	2,379.00	1,596.00
Metap	1,911.00	1,420.00	491.00
Sampheling	7,458.00	2,486.00	4,642.00
Logchina	28,215.00	7,609.00	1,981.00
Total	187,959.00	71,360.00	37,518.00

Livestock Population and Production (2008)

Category			
Geog	Produced	Consumed	Sold
Cheese			
Metap	30,576.00	19,786.00	10,790.00
Phuentsholing	128,657.00	59,385.00	69,372.00
Dala	71,128.00	45,462.00	25,666.00
Logchina	85,607.00	49,835.00	35,554.00
Getana	28,932.00	22,920.00	6,012.00
Dungna	98,784.00	94,929.00	3,855.00
Bjachho	121,266.00	67,240.00	54,026.00
Bongo	218,499.00	188,576.00	25,923.00
Chapcha	15,572.00	14,156.00	1,264.00
Geling	69,315.00	5,777.00	51,087.00
Sampheling	66,580.00	19,710.00	46,990.00
Total	934,916.00	587,776.00	330,539.00
Milk			
Bjachho	80,844.00	0.00	0.00
Dungna	122,475.00	0.00	0.00
Geling	641,903.00	0.00	0.00
Getana	21,977.00	315.00	0.00
Logchina	143,490.00	113,370.00	24,720.00
Metap	38,220.00	0.00	0.00
Phuentsholing	194,966.00	19,994.00	6,330.00
Bongo	96,530.00	0.00	0.00
Chapcha	56,091.00	0.00	0.00
Dala	216,875.00	0.00	0.00
Sampheling	336,495.00	62,910.00	32,400.00
Total	1,949,866.00	196,589.00	63,450.00

Meat produced by geog in (Kg)

Geog	Pork	Beef	Yak	Mutton	Chicken	Fish
Bjachho	1,125.00	1,215.00	0.00	65.00	0.00	0.00
Bongo	9,550.00	12,912.00	0.00	316.00	163.00	0.00
Chapcha	0.00	0.00	0.00	0.00	0.00	0.00
Dala	30,432.00	25,788.00	0.00	15,244.0	4,369.00	0.00
Dungna	4,199.00	4,010.00	0.00	0.00	6.00	0.00
Geling	8,578.00	20,050.00	0.00	2,576.00	520.00	0.00
Getana	4,982.00	19,299.00	0.00	1,239.00	247.00	0.00
Logchina	7,859.00	7,084.00	0.00	7,340.00	2,832.00	0.00
Metap	3,375.00	13,440.00	0.00	0.00	115.00	0.00
Phuentsholing	5,259.00	1,260.00	0.00	5,552.00	515.00	0.00
Sampheling	9,852.00	1,740.00	0.00	6,859.00	50,546.00	0.00
Total	85,211.	106,798.00	0.00	39,191.00	59,313.00	0.00

Meat product sold by geog (Kg)

Geog	Pork	Beef	Yak	Mutton	Chicken	Fish
Sampheling	4,966.00	0.00	0.00	2,530.00	43,460.00	0.00
Phuentsholing	2,480.00	510.00	0.00	1,420.00	0.00	0.00
Metap	0.00	0.00	0.00	0.00	0.00	0.00
Logchina	0.00	0.00	0.00	6,440.00	574.00	0.00
Getana	2,306.00	8,920.00	0.00	1,239.00	182.00	0.00
Geling	4,850.00	5,012.00	0.00	1,931.00	520.00	0.00
Dungna	0.00	0.00	0.00	0.00	6.00	0.00
Dala	8,756.00	6,630.00	0.00	8,960.00	3,250.00	0.00
Chapcha	0.00	0.00	0.00	0.00	0.00	0.00
Bongo	2,120.00	6,070.00	0.00	300.00	163.00	0.00
Bjachho	1,000.00	1,135.00	0.00	65.00	0.00	0.00
Total	26,478.00	28,277.00	0.00	22,885.00	48,155.00	0.00

Wool, Eggs and chugo produced and sold by geog

Geog	PRODUCED		SOLD		
	Egg (Dz)	Wool	Egg (Dz)	Wool (kg)	Chugo (kg)
Bjachho	551.25	0.00	400.42	0.00	0.00
Bongo	13,164.00	0.00	3,826.67	0.00	0.00
Chapcha	0.00	0.00	0.00	0.00	0.00
Dala	8,121.42	239.00	2,306.67	0.00	0.00
Dungna	2,843.00	0.00	0.00	0.00	0.00
Geling	2,679.17	0.00	2,001.08	0.00	0.00
Getana	3,008.58	0.00	1,101.33	0.00	0.00
Logchina	3,358.75	0.00	411.58	0.00	0.00
Metap	1,642.50	0.00	0.00	0.00	0.00
Phuentsholing	2,754.92	59.00	1,542.92	0.00	0.00
Sampheling	4,742.50	24.00	3,010.33	0.00	0.00
Total	42,866.08	322.00	14,601.00	0.00	0.00

Dagana Dzongkhag**Breed and category wise Cattle,Yak, Buffalo by Geog**

Breed Geog	Young		Heifer	Milch	Dry	Brd. Bull	Bullock
	Male	Female					
BsCross							
Deorali	0	0	0	0	0	0	0
Dorona	0	0	0	0	0	0	0
Drukgyalgang	0	0	0	0	0	0	0
Gaserling	1	0	0	2	0	0	0
Gozhing	0	0	0	0	0	0	0
Kana	0	0	0	0	0	0	0
Khipisa	0	0	0	0	0	0	0
Lajab	0	0	0	0	0	0	0
Lhamoyzingkh	0	0	0	0	0	0	0
Nichula	0	0	0	0	0	0	0
Trashiding	0	0	0	0	0	0	0
Tsangkha	0	0	0	0	0	0	0
Tsendagang	0	0	0	0	0	0	0
Tseza	0	0	0	0	0	0	0
Total	1	0	0	2	0	0	0
BsPure							
Deorali	0	0	0	0	0	0	0
Dorona	0	0	0	0	0	0	0
Drukgyalgang	0	0	0	0	0	0	0
Gaserling	0	0	0	0	0	0	0
Gozhing	0	0	0	0	0	0	0
Kana	0	0	0	0	0	0	0
Khipisa	0	0	0	0	0	0	0
Lajab	0	0	0	0	0	0	0
Lhamoyzingkh	0	0	0	0	0	0	0
Nichula	0	0	0	0	0	0	0
Trashiding	0	0	0	0	0	0	0
Tsangkha	0	0	0	0	0	0	0
Tsendagang	0	0	0	0	0	0	0
Tseza	0	0	0	0	0	0	0
Total	0	0	0	0	0	0	0
Jersey Cross							
Deorali	7	20	25	36	10	5	16
Dorona	3	0	2	1	1	1	0
Drukgyalgang	43	34	45	86	18	4	43
Gaserling	9	13	3	17	6	0	20
Gozhing	30	65	82	81	57	0	60
Kana	55	56	49	87	42	0	26
Khipisa	19	27	23	31	41	1	25
Lajab	16	16	24	29	19	0	29
Lhamoyzingkh	32	45	54	65	38	15	59
Nichula	21	39	51	39	46	7	23
Trashiding	21	27	23	47	33	3	10

Livestock Population and Production (2008)

Breed Geog	Young		Heifer	Milch	Dry	Brd.	
	Male	Female				Bull	Bullock
Tsangkha	41	45	84	79	40	0	56
Tsendagang	48	38	39	72	66	0	48
Tseza	0	13	30	39	43	0	28
Total	345	438	534	709	460	36	443
Jersey Pure							
Deorali	0	0	0	0	0	0	0
Dorona	0	0	0	0	0	0	0
Drukgyalgang	0	0	0	0	0	0	0
Gaserling	0	0	0	1	1	2	1
Gozhing	0	0	0	0	0	0	0
Kana	0	0	0	0	0	0	0
Khipisa	0	0	0	0	0	0	0
Lajab	0	0	0	0	0	1	0
Lhamoyzingkh	0	0	0	0	0	0	0
Nichula	0	0	0	0	0	0	0
Trashiding	0	0	0	0	0	1	0
Tsangkha	0	0	0	0	0	0	0
Tsendagang	0	0	0	0	0	1	0
Tseza	0	0	0	0	0	0	0
Total	0	0	0	1	1	5	1
Mithun Cross							
Deorali	0	0	0	0	0	0	0
Dorona	6	7	5	3	2	2	0
Drukgyalgang	5	10	11	23	13	0	37
Gaserling	7	6	6	7	0	0	2
Gozhing	0	0	0	0	0	0	0
Kana	12	12	7	26	15	1	31
Khipisa	14	10	10	9	16	1	22
Lajab	21	17	20	34	17	4	36
Lhamoyzingkh	0	0	0	0	0	0	0
Nichula	0	0	0	0	0	0	0
Trashiding	0	1	3	2	6	0	0
Tsangkha	2	0	0	2	0	0	3
Tsendagang	0	7	4	6	3	0	1
Tseza	9	23	20	33	41	0	110
Total	76	93	86	145	113	8	242
Mithun Pure							
Deorali	0	0	0	0	0	0	0
Dorona	0	0	0	0	0	0	0
Drukgyalgang	0	0	0	0	0	0	0
Gaserling	0	0	0	0	0	0	0
Gozhing	0	0	0	0	0	0	0
Kana	0	0	0	0	0	0	0
Khipisa	0	0	0	0	0	0	0
Lajab	0	0	0	0	0	0	0

Livestock Population and Production (2008)

Breed Geog	Young		Heifer	Milch	Dry	Brd. Bull	Bullock
	Male	Female					
Lhamoyzingkh	0	0	0	0	0	0	0
Nichula	0	0	0	0	0	0	0
Trashiding	0	0	0	0	0	0	0
Tsangkha	0	0	0	0	0	0	0
Tsendagang	0	0	0	0	0	0	0
Tseza	0	0	0	0	0	1	0
Total	0	0	0	0	0	1	0
Nublang							
Deorali	53	93	167	111	130	63	342
Dorona	93	85	210	128	143	24	246
Drukgyalgang	156	141	130	123	83	11	414
Gaserling	159	98	87	77	86	0	97
Gozhing	74	75	120	93	118	0	265
Kana	198	192	225	253	204	0	439
Khipisa	161	121	152	162	123	11	308
Lajab	60	76	125	160	172	45	205
Lhamoyzingkh	56	76	122	134	77	38	340
Nichula	66	91	139	168	134	26	208
Trashiding	120	116	78	98	151	8	305
Tsangkha	52	109	260	374	111	0	220
Tsendagang	84	67	140	90	126	0	223
Tseza	65	38	96	70	173	0	154
Total	1397	1378	2051	2041	1831	226	3766
Others							
Deorali	0	0	0	0	0	0	0
Dorona	0	0	0	0	0	0	0
Drukgyalgang	0	0	0	0	0	0	0
Gaserling	0	0	0	0	0	0	0
Gozhing	0	2	11	9	5	0	0
Kana	0	0	0	0	0	0	0
Khipisa	0	0	0	0	0	0	0
Lajab	0	0	0	0	0	0	0
Lhamoyzingkh	0	0	0	0	0	0	0
Nichula	0	0	0	0	0	0	0
Trashiding	1	0	1	1	0	0	0
Tsangkha	3	3	3	5	3	1	2
Tsendagang	0	0	0	0	0	0	0
Tseza	0	0	0	0	0	0	0
Total	4	5	15	15	8	1	2
Yak							
Deorali	0	0	0	0	0	0	0
Dorona	0	0	0	0	0	0	0
Drukgyalgang	0	0	0	0	0	0	0
Gaserling	0	0	0	0	0	0	0
Gozhing	0	0	0	0	0	0	0
Kana	0	0	0	0	0	0	0
Khipisa	0	0	0	0	0	0	0
Lajab	0	0	0	0	0	0	0

Breed Geog	Young		Heifer	Milch	Dry	Brd. Bull	Bullock
	Male	Female					
Lhamoyzingkh	0	0	0	0	0	0	0
Nichula	0	0	0	0	0	0	0
Trashiding	0	0	0	0	0	0	0
Tsangkha	0	0	0	0	0	0	0
Tsendagang	0	0	0	0	0	0	0
Tseza	0	0	0	0	0	0	0
Total	0	0	0	0	0	0	0

Horse (Local and Improved), Mule and Donkey by Geog

Category Geog	LOCAL		IMPROVED		Mule	Donkey
	Male	Female	Male	Female		
Horse						
Nichula	0	0	0	0	0	0
Deorali	76	42	0	0	0	0
Tseza	21	29	0	0	0	1
Tsendagang	8	7	0	0	0	0
Trashiding	1	0	0	0	0	0
Lhamoyzingkha	2	2	0	0	0	0
Lajab	24	13	0	0	0	0
Khipisa	42	52	0	0	0	0
Kana	23	18	0	0	14	0
Gozhing	0	0	0	0	0	0
Gaserling	4	3	0	0	0	0
Drukgyalgang	7	9	0	0	0	0
Dorona	18	9	0	0	0	0
Tsangkha	21	18	0	0	0	0
Total	247	202	0	0	14	1

Pig, and Poultry (Local and Improved) by Geog

Category Geog	LOCAL		IMPROVED		Mule	Donkey
	Male	Female	Male	Female		
Pig						
Lajab	71	35	0	0	0	0
Khipisa	178	221	3	13	0	0
Deorali	85	39	6	4	0	0
Dorona	103	59	0	0	0	0
Drukgyalgang	36	85	68	95	0	0
Gaserling	22	15	3	1	0	0
Gozhing	25	24	5	2	0	0
Lhamoyzingkha	94	42	21	10	0	0
Nichula	9	2	5	2	0	0
Trashiding	52	36	14	15	0	0

Category Geog	LOCAL		IMPROVED		Mule	Donkey
	Male	Female	Male	Female		
Tsangkha	129	63	3	2	0	0
Tsendagang	46	49	20	18	0	0
Tseza	47	58	3	17	0	0
Kana	53	52	9	17	0	0
Total	950	780	160	196	0	0

Poultry

Drukgyalgang	223	533	0	80	0	0
Tsendagang	324	633	1	277	0	0
Tsangkha	282	437	0	0	0	0
Trashiding	441	850	13	229	0	0
Nichula	240	787	0	0	0	0
Lhamoyzingkha	319	1415	6	193	0	0
Lajab	347	595	0	0	0	0
Khipisa	936	1545	0	45	0	0
Kana	351	1062	0	25	0	0
Gaserling	281	486	0	8	0	0
Tseza	209	498	0	44	0	0
Dorona	388	493	0	0	0	0
Deorali	427	2381	0	0	0	0
Gozhing	450	661	0	67	0	0
Total	5218	12376	20	968	0	0

Sheep, Goat and Cat by Geog

Geog	SHEEP		GOAT		CAT	
	Male	Female	Male	Female	Male	Female
Tseza	0	0	14	32	25	70
Tsendagang	2	9	124	198	70	70
Tsangkha	1	4	162	214	41	93
Trashiding	4	7	118	176	89	74
Nichula	4	3	118	128	19	31
Lhamoyzingkha	2	8	166	231	69	96
Lajab	9	22	146	156	37	51
Khipisa	21	44	180	244	96	125
Kana	19	49	194	411	48	83
Gozhing	33	80	125	238	117	84
Gaserling	10	26	77	86	50	51
Drukgyalgang	0	0	28	35	79	123
Dorona	38	41	75	100	55	32
Deorali	26	34	344	220	53	87
Total	169	327	1871	2469	848	1070

Dog Population by Pet and Stray geog wise

Geog	PET		STRAY	
	Male	Female	Male	Female
Tseza	0	0	27	14
Tsendagang	23	21	35	37
Tsangkha	44	60	33	1
Trashiding	23	23	50	50
Nichula	26	22	0	0
Lhamoyzingkha	65	40	0	0
Lajab	51	16	0	0
Khipisa	82	108	20	33
Kana	15	10	56	108
Gozhing	115	48	0	0
Gaserling	25	30	24	30
Drukgyalgang	0	0	106	99
Dorona	71	220	0	0
Deorali	106	79	0	0
Total	646	677	351	372

Dairy Products Produced, Consumed and Sold by Geog

Milk in (liters) and Cheese and Butter in (Kg)

Category	Geog		
	Produced	Consumed	Sold
Butter			
Lajab	1,960.00	1,367.00	625.00
Deorali	1,827.00	410.00	105.00
Dorona	475.00	255.00	22.00
Drukgyalgang	7,342.00	9,003.00	5,276.00
Gaserling	18.50	12.00	16.50
Gozhing	100.00	61.00	39.00
Khipisa	2,630.00	1,086.00	324.00
Lhamoyzingkha	9,930.00	8,500.00	2,075.00
Nichula	2,468.00	216.00	510.00
Trashiding	50.00	73.00	18.50
Tsangkha	672.00	395.00	277.00
Tsendagang	93.50	45.00	48.50
Tseza	1,269.00	815.00	314.00
Kana	4,304.80	455.00	340.00
Total	33,139.80	22,693.00	9,990.50
Cheese			
Tsangkha	898.00	501.00	425.00
Tsendagang	965.40	360.40	105.00
Deorali	3,654.00	880.00	145.00
Trashiding	606.00	353.00	257.00
Nichula	1,449.00	249.00	120.00
Lhamoyzingkha	7,081.00	6,400.00	681.00
Lajab	3,305.00	2,091.00	1,853.00
Khipisa	24,067.00	17,468.00	8,928.00

Livestock Population and Production (2008)

Category			
Geog	Produced	Consumed	Sold
Kana	660.00	340.00	195.00
Gozhing	1,020.00	639.00	381.00
Gaserling	305.00	125.00	80.00
Drukgyalgang	51,845.00	27,123.00	25,692.00
Dorona	850.00	71.00	34.00
Tseza	1,400.00	891.00	490.00
Total	98,105.40	57,491.40	39,386.00
Milk			
Tsangkha	1,631.00	567.00	0.00
Dorona	770.00	190.00	0.00
Drukgyalgang	71,430.00	985.00	0.00
Gaserling	523.00	178.00	0.00
Gozhing	1,842.00	1,295.00	547.00
Kana	86,096.00	86,030.00	0.00
Khipisa	52,614.00	46,026.00	7,784.00
Lajab	35,668.00	4,897.00	625.00
Lhamoyzingkha	50,640.00	30,376.00	0.00
Tseza	0.00	33,680.00	0.00
Trashiding	989.00	647.00	7.00
Tsendagang	1,795.50	943.75	0.00
Deorali	36,540.00	21,924.00	0.00
Nichula	49,350.00	8,370.00	0.00
Total	389,888.50	236,108.75	8,963.00

Meat produced by geog in (Kg)

Geog	Pork	Beef	Yak	Mutton	Chicken	Fish
Deorali	5,410.00	0.00	0.00	3,570.00	4,255.00	0.00
Dorona	1,690.00	0.00	0.00	56.00	158.00	0.00
Drukgyalgang	785.00	200.00	0.00	90.00	0.00	55.00
Gaserling	750.00	2,250.00	0.00	0.00	0.00	300.00
Gozhing	1,485.00	1,975.00	0.00	3,003.00	2,225.00	1,000.00
Kana	2,360.00	500.00	0.00	2,040.00	1,000.00	400.00
Khipisa	7,745.00	1,200.00	0.00	2,816.00	1,531.00	60.00
Lajab	1,755.00	1,385.00	0.00	1,235.00	1,804.00	50.00
Lhamoyzingkha	11,753.0	168.00	0.00	2,144.00	4,195.00	0.00
Nichula	440.00	0.00	0.00	1,019.00	914.00	0.00
Trashiding	822.00	120.00	0.00	548.00	874.00	300.00
Tsangkha	2,798.00	1,271.00	0.00	1,458.00	1,727.00	800.00
Tsendagang	2,409.00	760.00	0.00	1,515.00	1,715.00	350.00
Tseza	1,460.00	0.00	0.00	180.00	34.00	10.00
Total	41,662.00	9,829.00	0.00	19,674.00	20,432.00	3,325.00

Meat product sold by geog in (Kg)

Geog	Pork	Beef	Yak	Mutton	Chicken	Fish
Tseza	790.00	0.00	0.00	23.00	0.00	0.00
Tsendagang	884.00	618.00	0.00	691.00	199.00	0.00
Tsangkha	1,520.00	496.00	0.00	249.00	740.00	0.00
Trashiding	518.00	80.00	0.00	445.00	43.00	0.00
Nichula	220.00	0.00	0.00	509.00	458.00	0.00
Lhamoyzingkha	5,877.00	168.00	0.00	1,076.00	1,747.00	0.00
Lajab	745.00	860.00	0.00	729.00	444.00	0.00
Khipisa	3,900.00	270.00	0.00	480.00	559.00	0.00
Kana	1,060.00	350.00	0.00	1,020.00	415.00	0.00
Gozhing	808.00	1,723.00	0.00	1,452.00	448.00	0.00
Gaserling	385.00	1,500.00	0.00	0.00	0.00	0.00
Drukgyalgang	700.00	0.00	0.00	70.00	0.00	0.00
Dorona	1,390.00	0.00	0.00	27.00	63.00	0.00
Deorali	2,705.00	0.00	0.00	1,785.00	2,024.00	0.00
Total	21,502.0	6,065.00	0.00	8,556.00	7,140.00	0.00

Wool, Eggs and chugo produced and sold by geog

Geog	PRODUCED		SOLD		
	Egg (Dz)	Wool (kg)	Egg (Dz)	Wool (kg)	Chugo (kg)
Deorali	3,174.67	0.00	0.00	0.00	0.00
Dorona	25.83	0.00	0.00	0.00	0.00
Drukgyalgang	5,918.33	0.00	1,915.83	0.00	0.00
Gaserling	0.00	0.00	0.00	0.00	0.00
Gozhing	170.67	19.00	108.25	0.00	0.00
Kana	3,263.33	31.00	1,512.50	0.00	0.00
Khipisa	1,055.83	530.00	529.17	0.00	0.00
Lajab	384.58	10.00	187.75	0.00	0.00
Lhamoyzingkha	1,121.42	0.00	356.50	0.00	0.00
Nichula	729.33	0.00	0.00	0.00	0.00
Trashiding	633.33	0.00	125.08	0.00	0.00
Tsangkha	93.17	0.00	25.58	0.00	0.00
Tsendagang	4,129.75	5.00	912.50	0.00	0.00
Tseza	1,269.33	0.00	504.17	0.00	0.00
Total	21,969.58	595.00	6,177.33	0.00	0.00

Gasa Dzhongkhag**Breed and category wise Cattle, Yak and Buffalo by Geog**

Breed Geog	Young		Heifer	Milch	Dry	Brd. Bull	Bullock
	Male	Female					
BsCross							
Goenkham	9	11	10	5	5	1	5
Goenkhatoe	8	6	18	8	10	4	17
Laya	0	1	1	0	1	0	0
Lunana	0	0	0	0	0	0	0
Total	17	18	29	13	16	5	22
BsPure							
Goenkham	0	0	0	0	0	0	0
Goenkhatoe	0	0	0	0	0	0	0
Laya	0	0	0	0	0	0	0
Lunana	0	0	0	0	0	0	0
Total	0	0	0	0	0	0	0
Jersey Cross							
Goenkham	8	4	10	19	8	2	13
Goenkhatoe	5	4	2	7	11	0	5
Laya	0	0	0	0	0	0	0
Lunana	2	2	1	2	3	0	0
Total	15	10	13	28	22	2	18
Jersey Pure							
Goenkham	0	0	0	0	0	0	0
Goenkhatoe	0	0	0	0	0	0	0
Laya	0	0	0	0	0	0	0
Lunana	0	0	0	0	0	0	0
Total	0	0	0	0	0	0	0
Mithun Cross							
Goenkham	18	14	20	30	33	0	71
Goenkhatoe	8	5	10	5	5	0	11
Laya	0	0	0	0	0	0	0
Lunana	1	3	1	5	3	0	3
Total	27	22	31	40	41	0	85
Mithun Pure							
Goenkham	0	0	0	0	0	1	0
Goenkhatoe	0	0	0	0	0	0	0
Laya	0	0	0	0	0	0	0
Lunana	0	0	0	0	0	0	0
Total	0	0	0	0	0	1	0
Nublang							
Goenkham	37	18	39	55	57	0	127
Goenkhatoe	7	5	15	15	23	0	27
Laya	3	5	2	6	7	0	1
Lunana	2	4	2	5	3	0	7
Total	49	32	58	81	90	0	162

Livestock Population and Production (2008)

Breed Geog	Young		Heifer	Milch	Dry	Brd. Bull	Bullock
	Male	Female					
Others							
Goenkhamé	0	0	0	0	0	0	0
Goenkhatóe	0	0	0	0	0	0	0
Laya	0	0	0	0	0	0	0
Lunana	0	0	0	0	0	0	0
Total	0	0	0	0	0	0	0
Yak							
Goenkhamé	0	0	0	0	0	0	0
Goenkhatóe	0	0	0	0	0	0	0
Laya	747	910	564	869	455	12	967
Lunana	634	1233	419	904	645	20	1132
Total	1381	2143	983	1773	1100	32	2099

Horse (Local and Improved), Mule and Donkey by Geog

Category Geog	LOCAL		IMPROVED		Mule	Donkey
	Male	Female	Male	Female		
Horse						
Lunana	10	5	0	0	0	0
Laya	237	37	0	0	490	2
Goenkhatóe	46	19	4	3	54	0
Goenkhamé	99	45	3	1	61	0
Total	392	106	7	4	605	2

Pig and Poultry (Local and Improved) by Geog

Category Geog	LOCAL		IMPROVED	
	Male	Female	Male	Female
Pig				
Lunana	0	0	0	0
Laya	0	0	0	0
Goenkhatóe	1	0	2	3
Goenkhamé	0	0	2	2
Total	1	0	4	5
Poultry				
Lunana	1	7	5	12
Laya	4	5	2	0
Goenkhatóe	0	0	4	78
Goenkhamé	31	29	2	174
Total	36	41	13	264

Sheep, Goat and Cat by Geog

Geog	SHEEP		GOAT		CAT	
	Male	Female	Male	Female	Male	Female
Lunana	16	40	0	0	0	0
Laya	0	0	0	0	10	4
Goenkhatoe	0	0	0	0	23	27
Goenkhame	0	0	0	0	20	28
Total	16	40	0	0	53	59

Dog Population (Pet and Stray) by geog

Geog	PET		STRAY	
	Male	Female	Male	Female
Lunana	5	4	0	0
Laya	80	24	0	0
Goenkhatoe	15	35	7	11
Goenkhame	21	14	3	5
Total	121	77	10	16

Dairy Products Produced, Consumed and Sold by Geog

Milk in (liters) and Cheese and Butter in (Kg)

Category	Produced	Consume	Sold
Geog			
Butter			
Lunana	8,269.00	8,269.00	2,187.00
Laya	5,469.00	2,463.00	3,079.00
Goenkhatoe	384.00	232.00	152.00
Goenkhame	4,434.00	1,376.00	1,063.00
Total	18,556.00	12,340.00	6,481.00
Cheese			
Lunana	9,367.00	9,367.00	1,000.00
Laya	9,531.00	2,767.00	1,965.00
Goenkhatoe	9,034.00	5,850.00	3,784.00
Goenkhame	108,175.00	28,199.00	51,778.00
Total	136,107.00	46,183.00	58,527.00
Milk			
Lunana	110,496.00	5,310.00	0.00
Laya	313,674.00	3,517.00	0.00
Goenkhatoe	12,184.00	250.00	0.00
Goenkhame	55,850.00	0.00	0.00
Total	492,204.00	9,077.00	0.00

Meat produced by geog in (Kg)

Geog	Pork	Beef	Yak	Mutton	Chicken	Fish
Goenkhamé	0.00	0.00	0.00	0.00	0.00	0.00
Goenkhatóe	0.00	0.00	0.00	0.00	0.00	0.00
Laya	0.00	0.00	4,185.00	0.00	0.00	0.00
Lunana	0.00	0.00	42,100.00	0.00	0.00	0.00
Total	0.00	0.00	46,285.00	0.00	0.00	0.00

Meat product sold by geog (Kg)

Geog	Pork	Beef	Yak	Mutton	Chicken	Fish
Lunana	0.00	0.00	3,500.00	0.00	0.00	0.00
Laya	0.00	0.00	4,000.00	0.00	0.00	0.00
Goenkhatóe	0.00	0.00	0.00	0.00	0.00	0.00
Goenkhamé	0.00	0.00	0.00	0.00	0.00	0.00
Total	0.00	0.00	7,500.00	0.00	0.00	0.00

Wool, Eggs and chugo produced and sold by geog

Geog	PRODUCED		SOLD		
	Egg (Dz)	Wool (kg)	Egg (Dz)	Wool (kg)	Chugo (kg)
Goenkhamé	0.00	0.00	395.00	0.00	0.00
Goenkhatóe	551.67	0.00	230.83	0.00	0.00
Laya	7.50	0.00	0.00	0.00	1,244.00
Lunana	67.92	649.00	0.00	0.00	1,125.00
Total	627.08	649.00	625.83	0.00	2,369.00

Ha Dzongkhag**Breed and category wise Cattle, Yak and Buffalo by Geog**

Breed Geog	Young		Heifer	Milch	Dry	Brd. Bull	Bullock
	Male	Female					
BsCross							
Bji	2	2	0	1	0	0	0
Gakiling	0	0	0	0	0	0	0
Katsho	0	0	0	0	0	0	0
Sama	0	0	0	0	0	0	0
Sangbay	0	0	0	0	0	0	0
Useu	0	0	0	0	0	0	0
Total	2	2	0	1	0	0	0
BsPure							
Bji	0	0	0	0	0	0	0
Gakiling	0	0	0	0	0	0	0
Katsho	0	0	0	0	0	0	0
Sama	0	0	0	0	0	0	0
Sangbay	0	0	0	0	0	0	0
Useu	0	0	0	0	0	0	0
Total	0	0	0	0	0	0	0
Jersey Cross							
Bji	54	55	74	182	77	13	16
Gakiling	3	5	4	5	2	0	0
Katsho	72	94	80	231	49	7	25
Sama	40	57	68	124	47	46	3
Sangbay	2	1	3	3	1	0	0
Useu	67	75	102	172	46	20	8
Total	238	287	331	717	222	86	52
Jersey Pure							
Bji	0	0	0	0	0	0	0
Gakiling	0	0	0	0	0	0	0
Katsho	0	0	0	0	0	0	0
Sama	2	0	1	4	1	0	0
Sangbay	0	0	0	0	0	0	0
Useu	0	0	0	0	0	0	0
Total	2	0	1	4	1	0	0
Mithun Cross							
Bji	4	6	9	36	13	0	7
Gakiling	5	7	8	7	4	0	2
Katsho	10	13	7	27	4	0	2
Sama	53	50	61	101	36	33	3
Sangbay	25	26	24	51	23	0	21
Useu	20	28	29	54	36	0	6
Total	117	130	138	276	116	33	41

Livestock Population and Production (2008)

Breed Geog	Young		Heifer	Milch	Dry	Brd. Bull	Bullock
	Male	Female					
Mithun Pure							
Bji	0	0	0	0	0	0	0
Gakiling	0	0	0	0	0	3	0
Katsho	0	0	0	0	0	0	0
Sama	37	36	44	85	47	20	7
Sangbay	0	0	0	0	0	0	0
Useu	0	0	0	0	0	0	0
Total	37	36	44	85	47	23	7
Nublang							
Bji	74	85	111	175	128	7	95
Gakiling	91	158	244	209	184	1	58
Katsho	48	44	48	95	43	1	74
Sama	124	138	196	305	257	156	43
Sangbay	201	230	267	274	307	44	260
Useu	46	74	82	126	102	6	0
Total	584	729	948	1184	1021	215	530
Others							
Bji	0	0	0	0	0	0	0
Gakiling	0	0	0	0	0	0	0
Katsho	0	0	0	0	0	0	0
Sama	0	0	0	0	0	0	0
Sangbay	0	0	0	0	0	0	0
Useu	0	0	0	0	0	0	0
Total	0	0	0	0	0	0	0
Yak							
Bji	195	203	215	596	303	14	381
Gakiling	0	0	0	0	0	0	0
Katsho	163	141	188	369	150	32	82
Sama	0	0	0	0	0	0	0
Sangbay	0	0	0	0	0	0	0
Useu	54	68	80	164	78	13	94
Total	412	412	483	1129	531	59	557

Horse (Local and Improved), Mule and Donkey by Geog

Category Geog	LOCAL		IMPROVED		Mule	Donkey
	Male	Female	Male	Female		
Horse						
Katsho	115	73	1	0	66	0
Useu	16	13	0	1	30	0
Sangbay	6	2	0	0	108	0
Gakiling	32	20	0	0	42	0
Sama	43	86	0	0	209	2
Bji	193	85	0	0	84	0
Total	405	279	1	1	539	2

Pig, and Poultry (Local and Improved) by Geog

Category Geog	LOCAL		IMPROVED	
	Male	Female	Male	Female
Pig				
Sangbay	76	76	9	15
Bji	1	3	6	9
Useu	12	7	21	14
Gakiling	184	151	0	0
Sama	28	11	0	0
Katsho	17	15	31	41
Total	318	263	67	79
Poultry				
Sama	81	495	0	84
Bji	11	64	0	315
Katsho	23	74	0	155
Useu	11	44	0	144
Sangbay	179	642	35	119
Gakiling	150	567	0	0
Total	455	1886	35	817

Sheep, Goat and Cat by Geog

Geog	SHEEP		GOAT		CAT	
	Male	Female	Male	Female	Male	Female
Gakiling	0	0	43	32	53	38
Sangbay	0	0	12	13	57	54
Sama	0	0	16	41	66	97
Useu	0	0	0	0	72	60
Katsho	0	0	1	0	67	72
Bji	0	0	0	0	105	71
Total	0	0	72	86	420	392

Dog Population (Pet and Stray) by geog wise

Geog	PET		STRAY	
	Male	Female	Male	Female
Gakiling	38	7	71	40
Sangbay	23	28	19	20
Sama	101	62	11	3
Useu	91	53	15	7
Katsho	102	52	6	175
Bji	98	41	82	125
Total	453	243	204	370

Dairy Products Produced, Consumed and Sold by Geog

Milk in (liters) and Cheese and Butter in (Kg)

Category			
Geog	Produced	Consumed	Sold
Butter			
Sangbay	5,611.00	4,023.00	1,590.00
Bji	24,720.00	5,731.00	18,989.00
Useu	8,375.00	3,327.00	5,048.00
Gakiling	6,088.50	3,917.00	2,171.50
Sama	11,885.00	2,971.00	9,702.00
Katsho	10,007.00	1,349.00	7,802.00
Total	66,686.50	21,318.00	45,302.50
Cheese			
Bji	146,186.00	47,635.00	98,551.00
Katsho	140,611.00	22,530.00	115,824.00
Useu	20,420.00	9,942.00	10,468.00
Sama	23,769.00	14,856.00	17,290.00
Sangbay	6,420.00	4,880.00	1,540.00
Gakiling	60,885.00	33,677.00	27,208.00
Total	398,291.00	133,520.00	270,881.00
Milk			
Bji	625,590.00	134,200.00	7,560.00
Sama	237,696.00	59,424.00	14.00
Gakiling	121,770.00	61,187.00	60,583.00
Sangbay	67,590.00	9,465.00	0.00
Useu	218,135.00	218,585.00	0.00
Katsho	143,912.00	17,848.00	12,752.00
Total	1,414,693.0	500,709.00	80,909.00

Meat produced by geog in (Kg)

Geog	Pork	Beef	Yak	Mutton	Chicken	Fish
Bji	300.00	0.00	6,450.00	0.00	0.00	0.00
Gakiling	9,938.00	0.00	0.00	0.00	144.00	0.00
Katsho	0.00	0.00	2,505.00	0.00	0.00	0.00
Sama	0.00	0.00	0.00	0.00	0.00	0.00
Sangbay	6,980.00	1,250.00	0.00	350.00	0.00	0.00
Useu	3,155.00	0.00	11,155.00	0.00	0.00	0.00
Total	20,373.00	1,250.00	20,110.00	350.00	144.00	0.00

Meat product sold by geog in(Kg)

Geog	Pork	Beef	Yak	Mutton	Chicken	Fish
Gakiling	0.00	0.00	0.00	0.00	0.00	0.00
Sangbay	2,000.00	498.00	0.00	80.00	0.00	0.00
Sama	0.00	0.00	0.00	0.00	0.00	0.00
Useu	0.00	0.00	6,905.00	0.00	0.00	0.00
Katsho	0.00	0.00	2,505.00	0.00	0.00	0.00
Bji	210.00	0.00	3,100.00	0.00	0.00	0.00
Total	2,210.00	498.00	12,510.00	80.00	0.00	0.00

Wool, Eggs and chugo produced and sold by geog

Geog	PRODUCED		SOLD		
	Egg (Dz)	Wool (kg)	Egg (Dz)	Wool (kg)	Chugo (kg)
Bji	2,314.58	0.00	2,050.00	0.00	2,384.00
Gakiling	19,600.83	0.00	10,136.67	0.00	0.00
Katsho	0.00	0.00	1,983.33	0.00	454.00
Sama	0.00	0.00	1,952.00	0.00	0.00
Sangbay	1,046.67	0.00	421.67	0.00	0.00
Useu	1,940.83	0.00	1,342.50	0.00	116.00
Total	24,902.92	0.00	17,886.17	0.00	2,954.00

Lhuentse Dzongkhag**Breed and category wise Cattle, Yak and Buffalo by Geog**

Breed Geog	Young		Heifer	Milch	Dry	Brd. Bull	Bullock
	Male	Female					
BsCross							
Gangzur	4	3	3	3	3	1	0
Jaray	0	2	7	3	4	0	2
Khoma	14	20	35	23	32	2	4
Kurtoe	0	0	0	0	1	0	0
Menbi	0	0	0	0	0	0	0
Metsho	8	6	10	2	1	1	0
Minjay	0	0	0	0	0	0	0
Tsenkhar	52	64	69	6	0	4	5
Total	78	95	124	37	41	8	11
BsPure							
Gangzur	0	0	0	0	0	0	0
Jaray	0	0	0	0	0	0	0
Khoma	0	3	6	3	2	0	4
Kurtoe	0	1	0	1	0	0	0
Menbi	0	0	0	0	0	0	0
Metsho	0	0	0	0	0	0	0
Minjay	0	0	0	0	0	0	0
Tsenkhar	0	0	0	2	0	0	3
Total	0	4	6	6	2	0	7
Jersey Cross							
Gangzur	5	8	11	30	11	0	2
Jaray	2	12	33	45	23	3	18
Khoma	18	23	65	84	47	3	14
Kurtoe	1	1	22	28	20	0	1
Menbi	9	24	78	28	56	5	8
Metsho	3	3	10	19	13	0	0
Minjay	40	108	91	80	52	4	0
Tsenkhar	32	40	58	79	37	5	10
Total	110	219	368	393	259	20	53
Jersey Pure							
Gangzur	2	2	2	6	7	0	0
Jaray	0	3	3	4	2	0	1
Khoma	0	0	0	0	0	0	0
Kurtoe	4	4	7	9	17	0	3
Menbi	0	0	0	0	0	0	0
Metsho	0	0	0	0	0	0	0
Minjay	0	0	0	0	0	0	0
Tsenkhar	0	1	0	0	0	0	0
Total	6	10	12	19	26	0	4
Mithun Cross							
Gangzur	45	19	23	62	48	1	80
Jaray	14	8	45	119	96	1	82

Livestock Population and Production (2008)

Breed Geog	Young		Heifer	Milch	Dry	Brd. Bull	Bullock
	Male	Female					
Khoma	10	13	38	80	46	4	52
Kurtoe	5	3	9	24	9	0	67
Menbi	8	10	76	62	106	0	97
Metsho	38	38	42	94	83	1	25
Minjay	69	94	62	97	90	0	241
Tsenkhar	61	51	79	146	109	0	196
Total	250	236	374	684	587	7	840
Mithun Pure							
Gangzur	0	0	0	0	0	2	0
Jaray	0	0	0	0	0	0	0
Khoma	0	0	0	0	0	1	0
Kurtoe	1	0	1	0	2	0	3
Menbi	0	0	0	0	0	0	0
Metsho	0	0	1	0	0	8	1
Minjay	0	0	0	0	0	6	0
Tsenkhar	0	0	0	0	0	6	0
Total	1	0	2	0	2	23	4
Nublang							
Gangzur	157	132	195	201	268	9	262
Jaray	132	110	194	131	216	6	180
Khoma	105	122	207	221	204	9	227
Kurtoe	72	64	63	91	123	3	137
Menbi	97	83	386	206	374	8	297
Metsho	164	91	149	144	200	1	11
Minjay	136	192	192	314	307	7	4
Tsenkhar	120	104	105	145	142	15	97
Total	983	898	1491	1453	1834	58	1215
Others							
Gangzur	0	0	0	0	0	0	0
Jaray	0	0	0	0	0	0	0
Khoma	0	0	0	0	0	0	0
Kurtoe	0	0	0	0	0	0	0
Menbi	0	0	0	0	0	0	0
Metsho	0	0	0	0	0	0	0
Minjay	0	0	0	0	0	0	0
Tsenkhar	0	0	0	0	0	0	0
Total	0	0	0	0	0	0	0
Yak							
Gangzur	0	0	0	0	0	0	0
Jaray	0	0	0	0	0	0	0
Khoma	0	0	80	90	220	0	64
Kurtoe	0	0	0	0	0	0	0
Menbi	0	0	0	0	0	0	0
Metsho	0	0	0	0	0	0	0
Minjay	0	0	0	0	0	0	0
Tsenkhar	0	0	0	0	0	0	0
Total	0	0	80	90	220	0	64

Horse (Local and Improved), Mule and Donkey by Geog

Category Geog	LOCAL		IMPROVED		Mule	Donkey
	Male	Female	Male	Female		
Horse						
Jaray	70	58	0	1	2	0
Khoma	161	105	28	2	35	1
Kurtoe	90	56	0	0	16	0
Menbi	81	80	1	1	5	0
Metsho	56	83	7	1	0	0
Minjay	98	79	5	3	0	0
Tsenkhar	189	191	21	20	46	2
Gangzur	74	81	4	3	7	1
Total	819	733	66	31	111	4

Pig and Poultry (Local and Improved) by Geog

Category Geog	LOCAL		IMPROVED		Mule	Donkey
	Male	Female	Male	Female		
Pig						
Menbi	1	0	13	5	0	0
Gangzur	58	47	24	23	0	0
Jaray	1	6	1	1	0	0
Kurtoe	0	4	1	2	0	0
Metsho	10	9	3	6	0	0
Minjay	0	0	35	21	0	0
Tsenkhar	23	19	23	24	0	0
Khoma	1	1	0	1	0	0
Total	94	86	100	83	0	0
Poultry						
Tsenkhar	257	835	14	96	0	0
Gangzur	230	659	6	21	0	0
Jaray	94	143	10	22	0	0
Khoma	103	210	7	43	0	0
Kurtoe	186	373	0	0	0	0
Menbi	293	553	10	53	0	0
Metsho	170	365	6	22	0	0
Minjay	179	603	0	0	0	0
Total	1512	3741	53	257	0	0

Sheep, Goat and Cat by Geog

Geog	SHEEP		GOAT		CAT	
	Male	Female	Male	Female	Male	Female
Tsenkhar	0	0	12	0	126	181
Minjay	0	0	0	0	102	136

Geog	SHEEP		GOAT		CAT	
	Male	Female	Male	Female	Male	Female
Metsho	0	0	1	0	32	101
Menbi	0	0	0	0	134	257
Kurtoe	0	0	0	2	47	75
Khoma	25	59	0	0	28	90
Jaray	0	0	3	4	21	144
Gangzur	0	0	4	3	79	210
Total	25	59	20	9	569	1194

Dog Population (Pet and Stray) by geog

Geog	PET		STRAY	
	Male	Female	Male	Female
Tsenkhar	13	6	123	76
Minjay	28	16	46	79
Metsho	47	0	12	0
Menbi	7	9	32	47
Kurtoe	23	8	0	3
Khoma	12	0	7	2
Jaray	4	3	0	22
Gangzur	115	0	7	3
Total	249	42	227	232

Dairy Products Produced, Consumed and Sold by Geog

Milk in (liters) and Cheese and Butter in (Kg)

Category	Produced	Consumed	Sold
Geog			
Butter			
Menbi	2,489.00	1,657.00	832.00
Gangzur	10,320.00	9,600.00	600.00
Jaray	11,100.00	7,580.00	3,120.00
Kurtoe	4,720.00	4,720.00	0.00
Metsho	2,785.20	2,705.20	80.00
Minjay	6,660.00	3,877.00	2,783.00
Tsenkhar	9,003.00	5,560.00	2,757.00
Khoma	5,940.00	3,523.20	2,380.00
Total	53,017.20	39,222.40	12,552.00
Cheese			
Metsho	3,388.40	3,228.00	160.00
Minjay	18,112.00	4,942.00	13,170.00
Gangzur	13,780.00	12,021.60	1,400.00
Menbi	3,234.00	2,268.00	966.00

Category			
Geog	Produced	Consumed	Sold
Tsenkhar	21,217.00	14,521.00	3,696.00
Kurtoe	9,200.00	9,000.00	0.00
Khoma	11,460.00	6,020.00	5,420.00
Jaray	18,920.00	11,960.00	6,300.00
Total	99,311.40	63,960.60	31,112.00
Milk			
Gangzur	76,920.00	1,160.00	1,000.00
Minjay	79,755.00	0.00	0.00
Metsho	39,520.00	760.00	0.00
Menbi	52,725.00	0.00	0.00
Kurtoe	20,360.00	0.00	0.00
Khoma	102,560.00	0.00	0.00
Jaray	44,240.00	80.00	0.00
Tsenkhar	121,525.00	960.00	0.00
Total	537,605.00	2,960.00	1,000.00

Meat produced by geog in (Kg)

Geog	Pork	Beef	Yak	Mutton	Chicken	Fish
Gangzur	1,820.00	1,050.00	0.00	0.00	0.00	0.00
Jaray	310.00	1,605.00	0.00	0.00	0.00	0.00
Khoma	200.00	1,840.00	0.00	0.00	0.00	0.00
Kurtoe	0.00	0.00	0.00	0.00	0.00	0.00
Menbi	690.00	790.00	0.00	0.00	0.00	0.00
Metsho	347.00	7,124.00	0.00	0.00	0.00	0.00
Minjay	1,840.00	0.00	0.00	0.00	0.00	0.00
Tsenkhar	1,200.00	2,701.00	0.00	0.00	0.00	0.00
Total	6,407.00	15,110.00	0.00	0.00	0.00	0.00

Meat product sold by geog in(Kg)

Geog	Pork	Beef	Yak	Mutton	Chicken	Fish
Tsenkhar	1,000.00	1,485.00	0.00	0.00	0.00	0.00
Minjay	1,560.00	0.00	0.00	0.00	0.00	0.00
Metsho	191.00	383.00	0.00	0.00	0.00	0.00
Menbi	688.00	585.00	0.00	0.00	0.00	0.00
Kurtoe	0.00	0.00	0.00	0.00	0.00	0.00
Khoma	180.00	1,590.00	0.00	0.00	0.00	0.00
Jaray	270.00	1,070.00	0.00	0.00	0.00	0.00
Gangzur	1,330.00	790.00	0.00	0.00	0.00	0.00
Total	5,219.00	5,903.00	0.00	0.00	0.00	0.00

Wool, Eggs and chugo produced and sold by geog

Geog	PRODUCED		SOLD		
	Egg (Dz)	Wool (kg)	Egg (Dz)	Wool (kg)	Chugo (kg)
Gangzur	12,362.00	0.00	381.50	0.00	0.00
Jaray	1,127.00	0.00	413.00	0.00	0.00
Khoma	4,749.50	21.50	2,562.00	0.00	0.00
Kurtoe	1,449.00	0.00	0.00	0.00	0.00
Menbi	1,723.00	0.00	325.00	0.00	0.00
Metsho	3,937.50	0.00	409.50	0.00	0.00
Minjay	8,953.33	0.00	3,030.83	0.00	0.00
Tsenkhar	4,509.58	0.00	140.00	0.00	0.00
Total	38,810.92	21.50	7,261.83	0.00	0.00

Mongar Dzongkhag**Breed and category wise Cattle, Yak and Buffalo by Geog**

Breed Geog	Young		Heifer	Milch	Dry	Brd. Bull	Bullock
	Male	Female					
BsCross							
Balam	12	30	5	4	8	2	1
Chali	0	0	0	0	0	0	0
Chaskhar	18	11	13	7	3	0	0
Drametse	0	0	0	0	0	0	0
Drepung	0	0	0	0	0	0	0
Gongdue	0	0	0	0	0	0	0
Jurmey	0	0	0	0	0	0	0
Kengkhar	0	0	3	0	0	1	0
Mongar	0	0	0	0	0	0	0
Narang	2	3	0	0	0	0	0
Ngatshang	3	1	4	2	0	0	0
Saleng	4	6	8	14	2	2	1
Sengor	0	0	0	0	0	0	0
Sherigmuhung	5	6	10	6	7	0	0
Silambi	0	0	3	2	0	0	0
Thangrong	31	19	23	0	0	2	0
Tsakaling	0	0	0	0	0	0	0
Tsamang	0	0	1	4	0	1	0
Total	75	76	70	39	20	8	2
BsPure							
Balam	0	0	0	0	0	0	0
Chali	0	0	0	0	0	0	0
Chaskhar	0	0	0	0	0	0	0
Drametse	0	0	0	0	0	0	0
Drepung	0	0	0	0	0	0	0
Gongdue	0	0	0	0	0	0	0
Jurmey	0	0	0	0	0	0	0
Kengkhar	0	0	0	0	0	0	0
Mongar	0	0	0	0	0	0	0
Narang	0	0	0	0	0	0	0
Ngatshang	0	0	0	0	0	0	0
Saleng	0	0	0	0	0	0	0
Sengor	0	0	0	0	0	0	0
Sherigmuhung	0	0	0	0	0	0	0
Silambi	0	0	0	0	0	0	0
Thangrong	0	0	0	0	0	0	0
Tsakaling	0	0	0	0	0	0	0
Tsamang	0	0	0	0	0	0	0
Total	0	0	0	0	0	0	0
Jersey Cross							
Balam	37	32	12	31	19	0	0
Chali	38	36	61	58	53	2	54
Chaskhar	59	70	160	245	130	8	0
Drametse	20	28	35	38	18	0	12

Livestock Population and Production (2008)

Breed Geog	Young		Heifer	Milch	Dry	Brd.	
	Male	Female				Bull	Bullock
Drepung	0	0	0	0	0	0	0
Gongdue	10	8	14	20	17	2	5
Jurmey	21	21	24	28	20	1	15
Kengkhar	25	30	65	45	43	8	0
Mongar	65	88	134	177	112	6	3
Narang	5	6	10	9	10	1	12
Ngatshang	76	71	116	121	34	3	4
Saleng	39	51	95	88	19	5	5
Sengor	4	0	15	2	1	0	1
Sherigmuhung	50	79	74	71	52	1	5
Silambi	14	28	16	22	16	0	9
Thangrong	19	34	77	62	40	0	8
Tsakaling	108	150	240	65	105	1	5
Tsamang	5	16	30	24	11	8	0
Total	595	748	1178	1106	700	46	138
Jersey Pure							
Balam	4	4	2	5	5	3	0
Chali	0	0	0	0	0	0	0
Chaskhar	0	0	0	0	0	0	0
Drametse	0	0	0	0	0	1	0
Drepung	0	0	0	0	0	0	0
Gongdue	0	0	0	0	0	0	0
Jurmey	0	0	0	0	0	0	0
Kengkhar	0	4	2	8	1	3	0
Mongar	1	0	0	2	1	3	0
Narang	0	0	0	0	0	1	0
Ngatshang	0	0	0	0	0	0	0
Saleng	0	0	0	0	0	0	0
Sengor	0	0	0	0	0	0	0
Sherigmuhung	0	0	0	0	0	0	0
Silambi	0	0	0	0	0	0	0
Thangrong	0	0	0	0	0	1	0
Tsakaling	0	0	0	0	0	3	0
Tsamang	0	2	3	5	1	3	0
Total	5	10	7	20	8	18	0
Mithun							
Balam	4	14	6	36	39	0	30
Chali	59	56	117	115	61	0	60
Chaskhar	58	59	146	288	196	0	158
Drametse	52	34	80	150	64	0	125
Drepung	0	0	0	0	0	0	0
Gongdue	60	49	48	55	56	3	50
Jurmey	47	52	40	39	61	6	64
Kengkhar	49	60	95	73	93	0	105
Mongar	26	28	51	94	105	0	151
Narang	5	1	7	25	26	0	61
Ngatshang	60	102	99	244	143	0	151

Livestock Population and Production (2008)

Breed Geog	Young		Heifer	Milch	Dry	Brd. Bull	Bullock
	Male	Female					
Saleng	27	13	41	112	35	0	134
Sengor	0	0	10	90	73	0	0
Sherigmuhung	42	50	99	153	91	0	76
Silambi	35	42	86	128	127	2	111
Thangrong	25	49	73	97	75	0	167
Tsakaling	35	42	86	195	115	5	195
Tsamang	1	0	2	3	1	1	0
Total	585	651	1086	1897	1361	17	1638
Mithun Pure							
Balam	2	0	0	2	4	0	3
Chali	0	0	0	0	0	1	0
Chaskhar	0	0	0	0	0	1	0
Drametse	0	0	0	0	0	4	0
Drepung	0	0	0	0	0	0	0
Gongdue	0	0	0	0	0	0	0
Jurmey	0	0	0	0	0	0	0
Kengkhar	0	0	0	0	0	4	0
Mongar	0	0	0	0	0	0	0
Narang	0	0	0	0	0	1	0
Ngatshang	0	0	0	0	0	1	0
Saleng	0	0	0	0	0	1	0
Sengor	0	0	0	0	0	0	0
Sherigmuhung	0	0	0	0	0	5	0
Silambi	0	0	0	0	0	0	0
Thangrong	0	0	0	0	0	3	0
Tsakaling	0	0	0	0	0	0	0
Tsamang	0	0	2	0	0	4	0
Total	2	0	2	2	4	25	3
Nublang							
Balam	80	64	55	85	91	3	44
Chali	49	53	102	89	93	4	30
Chaskhar	224	162	194	121	152	19	81
Drametse	172	112	286	175	215	20	342
Drepung	0	0	0	0	0	0	0
Gongdue	103	65	82	110	120	6	90
Jurmey	104	110	131	104	106	28	109
Kengkhar	130	143	195	208	195	90	206
Mongar	103	115	166	140	251	4	167
Narang	83	90	124	90	119	1	217
Ngatshang	101	42	51	60	63	10	79
Saleng	171	134	213	217	257	10	182
Sengor	54	64	58	20	36	11	37
Sherigmuhung	135	158	209	234	231	8	98
Silambi	76	82	182	177	234	7	177

Livestock Population and Production (2008)

Breed Geog	Young		Heifer	Milch	Dry	Brd.	
	Male	Female				Bull	Bullock
Thangrong	82	55	219	146	198	3	116
Tsakaling	205	193	305	630	350	15	645
Tsamang	89	91	160	212	242	130	13
Total	1961	1733	2732	2818	2953	369	2633
Others							
Balam	0	0	0	0	0	0	0
Chali	0	0	0	0	0	0	0
Chaskhar	0	0	0	0	0	0	0
Drametse	0	0	0	0	0	0	0
Drepung	0	0	0	0	0	0	0
Gongdue	0	0	0	0	0	0	0
Jurmey	0	0	0	0	0	0	0
Kengkhar	0	0	0	0	0	0	0
Mongar	0	0	0	0	0	0	0
Narang	0	0	0	0	0	0	0
Ngatshang	0	0	0	0	0	0	0
Saleng	0	0	0	0	0	0	0
Sengor	0	0	0	0	0	0	0
Sherigmuhung	0	0	0	0	0	0	0
Silambi	0	0	0	0	0	0	0
Thangrong	0	0	0	0	0	0	0
Tsakaling	0	0	0	0	0	0	0
Tsamang	0	0	0	0	0	0	0
Total	0	0	0	0	0	0	0
Yak							
Balam	0	0	0	0	0	0	0
Chali	0	0	0	0	0	0	0
Chaskhar	0	0	0	0	0	0	0
Drametse	0	0	0	0	0	0	0
Drepung	0	0	0	0	0	0	0
Gongdue	0	0	0	0	0	0	0
Jurmey	0	0	0	0	0	0	0
Kengkhar	0	0	0	0	0	0	0
Mongar	0	0	0	0	0	0	0
Narang	0	0	0	0	0	0	0
Ngatshang	0	0	0	0	0	0	0
Saleng	0	0	0	0	0	0	0
Sengor	0	0	0	0	0	0	0
Sherigmuhung	0	0	0	0	0	0	0
Silambi	0	0	0	0	0	0	0
Thangrong	0	0	0	0	0	0	0
Tsakaling	0	0	0	0	0	0	0
Tsamang	0	0	0	0	0	0	0
Total	0	0	0	0	0	0	0

Horse (Local and Improved), Mule and Donkey by Geog

Category Geog	LOCAL		IMPROVED		Mule	Donkey
	Male	Female	Male	Female		
Horse						
Kengkhar	113	20	0	0	30	1
Balam	50	60	0	0	0	0
Tsamang	41	68	1	0	9	6
Tsakaling	125	165	2	5	60	3
Drametse	54	90	6	8	121	3
Narang	87	97	1	2	54	1
Jurmey	77	38	0	0	31	1
Chaskhar	30	83	1	1	0	1
Thangrong	7	10	0	0	7	0
Drepung	0	0	0	0	0	0
Sengor	0	0	0	0	0	0
Saleng	2	3	3	1	0	0
Chali	22	35	1	1	3	0
Ngatshang	18	29	1	3	5	0
Mongar	8	15	0	2	4	0
Gongdue	162	110	4	2	65	0
Sherigmuhung	54	73	11	4	9	0
Silambi	264	83	0	0	130	2
Total	1114	979	31	29	528	18

Pig, and Poultry (Local and Improved) by Geog

Category Geog	LOCAL		IMPROVED	
	Male	Female	Male	Female
Pig				
Saleng	35	25	429	547
Ngatshang	41	45	24	22
Mongar	8	2	11	10
Gongdue	25	14	10	8
Drepung	0	0	0	0
Balam	35	30	16	21
Sherigmuhung	36	36	11	13
Thangrong	92	192	18	34
Chali	105	68	49	53
Tsamang	4	9	36	40
Chaskhar	46	27	23	32
Jurmey	15	14	11	7
Kengkhar	0	0	29	9
Narang	25	27	4	1
Silambi	46	22	20	7
Drametse	55	32	15	14
Tsakaling	4	11	20	35
Sengor	0	0	0	0
Total	572	554	726	853

Category Geog	LOCAL		IMPROVED	
	Male	Female	Male	Female
Poultry				
Chaskhar	395	915	7	254
Jurmey	91	254	15	150
Kengkhar	80	473	4	155
Narang	284	473	0	0
Silambi	223	633	3	57
Thangrong	303	1080	6	72
Tsakaling	285	690	15	485
Gongdue	169	480	4	35
Drametse	250	497	10	44
Sherigmuhung	142	477	20	265
Sengor	0	0	0	0
Saleng	164	643	28	370
Mongar	186	549	22	276
Tsamang	129	326	67	181
Drepung	0	0	0	0
Chali	110	315	16	120
Balam	128	356	24	72
Ngatshang	179	533	26	141
Total	3118	8694	267	2677

Note: Pig and Poultry population at the RPPBC (Ligmethang) is included under Saling Geog (Mongar Dzongkhag)

Sheep, Goat and Cat by Geog

Geog	SHEEP		GOAT		CAT	
	Male	Female	Male	Female	Male	Female
Narang	0	1	3	2	49	87
Chali	0	0	1	0	88	92
Chaskhar	0	0	5	2	150	201
Drametse	0	0	2	1	119	60
Drepung	0	0	0	0	0	0
Gongdue	0	0	0	0	32	48
Jurmey	0	0	15	18	29	46
Balam	0	0	2	2	27	57
Mongar	1	0	18	18	133	149
Tsamang	0	0	1	0	50	73
Ngatshang	0	0	4	7	120	89
Saleng	12	15	8	6	38	178
Sengor	0	0	0	0	0	0
Sherigmuhung	0	0	0	0	60	55
Silambi	0	0	0	0	48	95
Thangrong	0	0	8	2	110	151
Tsakaling	0	0	25	30	105	95
Kengkhar	0	0	10	12	50	150
Total	13	16	102	100	1208	1626

Dog Population by Pet and Stray geog wise

Geog	PET		STRAY	
	Male	Female	Male	Female
Narang	28	5	2	0
Chali	0	1	32	30
Chaskhar	44	77	0	0
Drametse	42	8	20	14
Drepung	0	0	0	0
Gongdue	30	6	6	4
Jurmey	20	12	23	21
Balam	8	6	3	0
Mongar	119	65	1	0
Tsamang	38	30	37	34
Ngatshang	8	11	46	46
Saleng	60	19	1	1
Sengor	0	0	0	0
Sherigmuhung	25	10	0	0
Silambi	48	19	53	33
Thangrong	30	3	2	1
Tsakaling	1	3	15	35
Kengkhar	20	10	44	30
Total	521	285	285	249

Dairy Products Produced, Consumed and Sold by Geog

Milk in (liters) and Cheese and Butter in (Kg)

Category	Produced	Consumed	Sold
Geog			
Butter			
Saleng	9,316.00	2,252.00	7,065.00
Tsakaling	1,268.00	643.00	1,268.00
Drametse	5,820.00	4,004.00	1,820.00
Silambi	5,426.00	3,617.00	1,808.00
Narang	1,223.00	1,098.00	125.00
Kengkhar	38,275.00	38,275.00	0.00
Jurmey	1,312.70	522.30	874.66
Tsamang	3,051.00	2,238.00	894.00
Sherigmuhung	10,692.00	2,673.00	8,016.00
Thangrong	15,834.00	8,060.00	4,966.00
Ngatshang	6,082.00	0.00	0.00
Mongar	14,157.00	5,459.00	8,698.00
Gongdue	10,500.00	0.00	700.00
Drepung	0.00	0.00	0.00
Chali	8,949.00	2,000.00	6,949.00
Balam	3,284.00	2,551.00	781.00
Chaskhar	5,220.00	0.00	0.00
Sengor	0.00	0.00	0.00
Total	140,409.70	73,392.30	43,964.66

Livestock Population and Production (2008)

Category			
Geog	Produced	Consumed	Sold
Cheese			
Drametse	9,755.00	6,344.00	3,380.00
Tsakaling	1,268.00	626.00	642.00
Balam	12,378.00	10,660.00	1,838.00
Silambi	10,852.00	7,135.00	3,617.00
Narang	28,125.00	26,250.00	1,625.00
Kengkhar	54,757.00	54,757.00	0.00
Jurmey	2,625.50	874.97	1,750.49
Chaskhar	14,028.00	0.00	0.00
Thangrong	6,383.00	3,666.00	62.00
Drepung	0.00	0.00	0.00
Tsamang	5,684.00	4,487.00	1,984.00
Chali	4,474.75	2,000.00	2,474.00
Gongdue	5,198.00	0.00	400.00
Mongar	28,314.00	6,818.00	21,307.00
Ngatshang	3,154.00	0.00	0.00
Saleng	27,135.00	13,540.00	13,595.00
Sengor	0.00	0.00	0.00
Sherigmuhung	14,256.00	3,564.00	7,128.00
Total	228,387.25	140,721.97	59,802.49
Milk			
Silambi	130,240.00	130,240.00	0.00
Sherigmuhung	178,200.00	0.00	0.00
Gongdue	43,975.00	0.00	0.00
Chali	89,497.00	9,000.00	0.00
Mongar	212,355.00	0.00	56,970.00
Ngatshang	121,644.00	0.00	0.00
Saleng	159,900.00	0.00	0.00
Sengor	0.00	0.00	0.00
Drepung	0.00	0.00	0.00
Thangrong	127,660.00	2,756.00	0.00
Chaskhar	74,544.00	0.00	0.00
Jurmey	26,253.00	24,680.20	0.00
Tsamang	42,236.00	42,236.00	0.00
Narang	26,200.00	0.00	0.00
Drametse	92,560.00	0.00	0.00
Tsakaling	12,680.00	0.00	0.00
Balam	54,562.00	0.00	0.00
Kengkhar	79,225.00	79,225.00	0.00
Total	1,471,731.00	288,137.20	56,970.00

Meat produced by geog in (Kg)

Geog	Pork	Beef	Yak	Mutton	Chicken	Fish
Balam	818.00	0.00	0.00	0.00	0.00	0.00
Chali	1,500.00	3,000.00	0.00	0.00	0.00	0.00
Chaskhar	1,103.00	991.00	0.00	0.00	0.00	0.00
Drametse	700.00	1,200.00	0.00	0.00	0.00	0.00
Drepung	0.00	0.00	0.00	0.00	0.00	0.00
Gongdue	650.00	4,000.00	0.00	0.00	24.00	0.00
Jurmey	578.00	3,425.00	0.00	0.00	0.00	0.00
Kengkhar	400.00	0.00	0.00	0.00	0.00	0.00
Mongar	150.00	550.00	0.00	0.00	0.00	0.00
Narang	0.00	0.00	0.00	0.00	0.00	0.00
Ngatshang	475.00	3,955.00	0.00	0.00	0.00	0.00
Saleng	1,280.00	1,220.00	0.00	0.00	0.00	0.00
Sengor	0.00	0.00	0.00	0.00	0.00	0.00
Sherigmuhung	1,290.00	1,110.00	0.00	0.00	0.00	0.00
Silambi	3,480.00	14,643.00	0.00	0.00	115.00	0.00
Thangrong	2,960.00	2,610.00	0.00	0.00	0.00	0.00
Tsakaling	3,750.00	2,500.00	0.00	0.00	0.00	0.00
Tsamang	525.00	330.00	0.00	0.00	0.00	0.00
Total	19,659.00	39,534.00	0.00	0.00	139.00	0.00

Meat product sold by geog in(Kg)

Geog	Pork	Beef	Yak	Mutton	Chicken	Fish
Narang	0.00	0.00	0.00	0.00	0.00	0.00
Chali	1,500.00	2,000.00	0.00	0.00	0.00	0.00
Chaskhar	0.00	0.00	0.00	0.00	0.00	0.00
Drametse	500.00	8,000.00	0.00	0.00	0.00	0.00
Drepung	0.00	0.00	0.00	0.00	0.00	0.00
Gongdue	200.00	2,000.00	0.00	0.00	24.00	0.00
Jurmey	455.00	1,841.00	0.00	0.00	0.00	0.00
Balam	818.00	0.00	0.00	0.00	0.00	0.00
Mongar	0.00	0.00	0.00	0.00	0.00	0.00
Tsamang	51,000.00	243.00	0.00	0.00	0.00	0.00
Ngatshang	0.00	0.00	0.00	0.00	0.00	0.00
Saleng	1,084.00	949.00	0.00	0.00	0.00	0.00
Sengor	0.00	0.00	0.00	0.00	0.00	0.00
Sherigmuhung	1,290.00	1,110.00	0.00	0.00	0.00	0.00
Silambi	2,556.00	9,760.00	0.00	0.00	242.00	0.00
Thangrong	1,635.00	1,530.00	0.00	0.00	0.00	0.00
Tsakaling	1,875.00	2,350.00	0.00	0.00	0.00	0.00
Kengkhar	200.00	0.00	0.00	0.00	0.00	0.00
Total	63,113.00	29,783.00	0.00	0.00	266.00	0.00

Wool, Eggs and chugo produced and sold by geog

Geog	PRODUCED		SOLD		
	Egg (Dz)	Wool	Egg (Dz)	Wool (kg)	Chugo (kg)
Balam	3,368.75	0.00	0.00	0.00	0.00
Chali	4,350.00	0.00	3,916.67	0.00	0.00
Chaskhar	0.00	0.00	0.00	0.00	0.00
Drametse	5,468.67	0.00	1,367.17	0.00	0.00
Drepung	0.00	0.00	0.00	0.00	0.00
Gongdue	1,990.42	0.00	125.00	0.00	0.00
Jurmey	2,600.08	0.00	166.08	0.00	0.00
Kengkhar	3,213.00	0.00	0.00	0.00	0.00
Mongar	64.08	0.00	57.00	0.00	0.00
Narang	208.33	0.00	183.33	0.00	0.00
Ngatshang	7,378.67	0.00	0.00	0.00	0.00
Saleng	4,316.67	35.00	3,300.00	0.00	0.00
Sengor	0.00	0.00	0.00	0.00	0.00
Sherigmuhung	12,455.00	0.00	9,964.00	0.00	0.00
Silambi	26,823.00	0.00	7,502.08	0.00	0.00
Thangrong	862.67	0.00	282.50	0.00	0.00
Tsakaling	1,208.33	0.00	604.17	0.00	0.00
Tsamang	585.42	0.00	204.67	0.00	0.00
Total	74,893.08	35.00	27,672.67	0.00	0.00

Note: Eggs produced and sold at Regional Pig & Poultry breeding centre (Ligmethang) is included under Saling Geog (Mongar Dzongkhag)

Paro Dzongkhag**Breed and category wise Cattle, Yak and Buffalo by Geog**

Breed Geog	Young		Heifer	Milch	Dry	Brd. Bull	Bullock
	Male	Female					
BsCross							
Doga	4	5	6	10	0	0	0
Dopshari	0	0	0	0	0	0	0
Doteng	5	3	6	0	0	1	0
Hungrel	0	0	0	0	0	0	0
Lamgong	0	0	0	0	0	0	0
Lungnyi	4	8	4	2	0	0	0
Naja	0	0	0	0	0	0	0
Shapa	0	0	0	0	0	0	0
Tsento	5	3	2	4	1	0	4
Wangchang	0	0	0	0	0	0	0
Total	18	19	18	16	1	1	4
BsPure							
Doga	0	0	0	0	0	1	0
Dopshari	0	0	0	0	0	0	0
Doteng	0	0	0	0	0	0	0
Hungrel	0	0	0	0	0	0	0
Lamgong	0	0	0	0	0	0	0
Lungnyi	0	0	0	0	0	0	0
Naja	0	0	0	0	0	0	0
Shapa	0	0	0	0	0	0	0
Tsento	0	0	0	0	0	0	0
Wangchang	0	0	0	0	0	0	0
Total	0	0	0	0	0	1	0
Jersey Cross							
Doga	56	43	59	75	78	42	58
Dopshari	281	125	105	416	93	112	20
Doteng	28	24	35	55	59	0	76
Hungrel	5	7	30	35	30	0	0
Lamgong	101	114	175	235	231	3	12
Lungnyi	42	45	77	95	95	2	50
Naja	125	118	146	260	130	13	53
Shapa	32	53	82	90	56	5	44
Tsento	14	24	13	30	21	3	28
Wangchang	49	39	91	91	219	0	62
Total	733	592	813	1382	1012	180	403
Jersey Pure							
Doga	0	0	1	0	3	3	0
Dopshari	0	0	0	0	0	3	0
Doteng	0	0	0	0	0	0	0
Hungrel	0	6	9	10	4	0	0
Lamgong	0	0	0	0	0	0	0
Lungnyi	0	0	0	0	0	0	0
Naja	7	10	15	30	15	5	0

Livestock Population and Production (2008)

Breed Geog	Young		Heifer	Milch	Dry	Brd. Bull	Bullock
	Male	Female					
Shapa	0	0	0	0	0	0	0
Tsento	0	0	0	0	0	0	0
Wangchang	0	0	0	0	0	0	0
Total	7	16	25	40	22	11	0
Mithun							
Doga	50	49	61	78	79	0	93
Dopshari	18	26	26	63	20	0	12
Doteng	0	4	4	1	7	0	12
Hungrel	0	0	4	6	5	4	14
Lamgong	4	7	9	11	13	2	0
Lungnyi	4	6	3	5	6	0	2
Naja	30	45	70	155	90	2	100
Shapa	22	27	46	41	29	0	54
Tsento	3	3	4	11	10	1	29
Wangchang	5	3	5	7	24	0	9
Total	136	170	232	378	283	9	325
Mithun Pure							
Doga	0	0	0	0	0	1	0
Dopshari	0	0	0	0	0	5	0
Doteng	0	0	0	0	0	0	0
Hungrel	0	0	0	0	0	0	0
Lamgong	0	0	0	0	0	0	0
Lungnyi	0	0	0	0	0	0	0
Naja	0	0	0	0	0	0	0
Shapa	0	0	0	0	0	2	0
Tsento	0	0	0	0	0	0	0
Wangchang	0	0	0	0	0	0	0
Total	0	0	0	0	0	8	0
Nublang							
Doga	239	282	257	528	462	148	310
Dopshari	93	74	35	203	85	18	68
Doteng	30	9	17	22	64	0	159
Hungrel	16	17	20	14	50	4	55
Lamgong	65	71	143	110	215	2	281
Lungnyi	43	47	68	73	135	0	164
Naja	452	415	380	510	390	25	310
Shapa	58	64	137	133	126	2	300
Tsento	62	41	43	52	106	3	217
Wangchang	26	22	33	38	187	0	57
Total	1084	1042	1133	1683	1820	202	1921
Others							
Doga	0	0	0	0	0	0	0
Dopshari	0	0	0	0	0	0	0
Doteng	0	0	0	0	0	0	0
Hungrel	0	0	0	0	0	0	0

Breed Geog	Young		Heifer	Milch	Dry	Brd. Bull	Bullock
	Male	Female					
Lamgong	0	0	0	0	0	0	0
Lungnyi	0	0	0	0	0	0	0
Naja	0	0	0	0	0	0	0
Shapa	0	0	0	0	0	0	0
Tsento	0	0	0	0	0	0	0
Wangchang	0	0	0	0	0	0	0
Total	0	0	0	0	0	0	0
Yak							
Doga	0	0	0	0	0	0	0
Dopshari	0	0	0	0	0	0	0
Doteng	70	69	52	126	56	57	58
Hungrel	0	0	0	0	0	0	0
Lamgong	275	245	125	535	273	70	421
Lungnyi	4	6	10	10	20	1	10
Naja	0	0	0	0	0	0	0
Shapa	0	0	0	0	0	0	0
Tsento	194	188	240	377	371	52	369
Wangchang	7	2	3	9	5	0	4
Total	550	510	430	1057	725	180	862

Horse (Local and Improved), Mule and Donkey by Geog

Category Geog	LOCAL		IMPROVED		Mule	Donkey
	Male	Female	Male	Female		
Horse						
Lungnyi	12	17	0	2	0	0
Shapa	40	32	1	1	3	0
Wangchang	7	6	2	2	0	0
Doga	0	1	0	0	0	0
Lamgong	98	79	5	2	35	1
Naja	96	82	25	23	18	1
Doteng	56	83	6	8	16	2
Dopshari	69	98	4	6	86	3
Tsento	90	60	0	0	70	72
Hungrel	15	17	0	9	4	0
Total	483	475	43	53	232	79

Pig and Poultry(Local and Improved) by Geog

Category Geog	LOCAL		IMPROVED	
	Male	Female	Male	Female
Pig				
Lamgong	75	43	51	45
Hungrel	8	9	17	19
Lungnyi	25	52	28	35

Category Geog	LOCAL		IMPROVED	
	Male	Female	Male	Female
Shapa	11	17	4	7
Doga	46	60	9	5
Naja	120	110	15	20
Doteng	2	4	30	72
Dopshari	18	36	48	49
Tsento	47	24	12	24
Wangchang	12	17	29	36
Total	364	372	243	312

Poultry

Tsento	14	44	31	235
Hungrel	15	38	4	72
Lungnyi	10	193	22	496
Shapa	16	22	14	675
Wangchang	7	20	419	6676
Doga	77	184	16	141
Lamgong	15	21	5	2835
Naja	180	600	30	360
Doteng	4	10	8	279
Dopshari	36	53	6	182
Total	374	1185	555	11951

Note: Poultry population at the RPBC (Paro) is included under Wangchang geog (Paro Dzongkhag)

Sheep, Goat and Cat by Geog

Geog	SHEEP		GOAT		CAT	
	Male	Female	Male	Female	Male	Female
Dopshari	0	0	0	0	57	61
Doga	0	0	13	6	111	108
Wangchang	0	0	0	0	24	45
Tsento	2	3	1	0	17	23
Shapa	0	0	1	4	125	144
Naja	0	0	60	85	175	200
Lungnyi	0	0	0	0	44	123
Lamgong	0	0	0	0	140	111
Hungrel	0	0	0	0	29	25
Doteng	0	0	0	0	61	54
Total	2	3	75	95	783	894

Dog Population by Pet and Stray geog wise

Geog	PET		STRAY	
	Male	Female	Male	Female
Dopshari	181	115	0	0
Doga	79	77	81	76
Wangchang	23	23	29	55

Livestock Population and Production (2008)

Geog	PET		STRAY	
	Male	Female	Male	Female
Tsento	110	63	53	47
Shapa	171	98	48	23
Naja	150	148	80	70
Lungnyi	9	9	53	90
Lamgong	75	76	50	65
Hungrel	16	15	16	21
Doteng	34	42	53	75
Total	848	666	463	522

Dairy Products Produced, Consumed and Sold by Geog

Milk in (liters) and Cheese and Butter in (Kg)

Category			
Geog	Produced	Consumed	Sold
Butter			
Lamgong	515.00	55.00	460.00
Hungrel	4,310.00	1,270.00	3,040.00
Lungnyi	15,630.00	7,430.00	8,460.00
Shapa	4,611.00	2,437.00	2,277.00
Doga	11,400.00	4,430.00	7,100.00
Naja	30,872.00	7,209.00	23,663.00
Doteng	5,296.00	3,888.00	3,696.00
Dopshari	8,840.00	3,839.00	5,001.00
Tsento	8,087.60	4,852.56	7,605.00
Wangchang	4,660.90	3,192.00	1,468.50
Total	94,222.50	38,602.56	62,770.50
Cheese			
Doteng	4,512.00	3,872.00	2,808.00
Dopshari	17,650.00	7,072.00	10,578.00
Hungrel	2,740.00	1,390.00	1,350.00
Naja	3,320.00	8,508.00	5,188.00
Lamgong	5,575.00	1,510.00	4,065.00
Tsento	18,710.73	7,484.29	11,226.00
Doga	8,540.00	4,300.00	4,240.00
Wangchang	9,533.00	6,131.00	3,402.00
Shapa	5,257.00	2,498.00	2,798.00
Lungnyi	62,108.00	12,360.00	9,908.00
Total	137,945.73	55,125.29	55,563.00
Milk			
Hungrel	21,570.00	1,740.00	0.00
Dopshari	368,280.00	147,312.00	220,968.00
Doteng	68,288.00	13,344.00	0.00
Naja	543,007.00	5,305.00	0.00
Lamgong	7,885.00	210.00	125.00
Doga	43,910.00	9,890.00	0.00
Wangchang	110,040.00	16,813.00	0.00

Livestock Population and Production (2008)

Category			
Geog	Produced	Consumed	Sold
Shapa	108,238.00	10,274.00	1,200.00
Lungnyi	214,528.00	81,644.00	0.00
Tsento	87,934.00	21,983.50	0.00
Total	1,573,680.00	308,515.50	222,293.00

Meat produced by geog in (Kg)

Geog	Pork	Beef	Yak	Mutton	Chicken	Fish
Doga	3,880.00	200.00	0.00	0.00	0.00	0.00
Dopshari	16,017.00	0.00	0.00	0.00	0.00	0.00
Doteng	1,860.00	750.00	4,250.00	0.00	0.00	0.00
Hungrel	2,700.00	200.00	0.00	0.00	0.00	0.00
Lamgong	5,085.00	3,760.00	4,225.00	0.00	0.00	0.00
Lungnyi	7,700.00	15,400.00	1,000.00	0.00	240.00	0.00
Naja	13,706.00	15,550.00	0.00	500.00	200.00	0.00
Shapa	1,175.00	4,405.00	0.00	0.00	0.00	0.00
Tsento	2,800.00	0.00	3,600.00	0.00	0.00	0.00
Wangchang	2,530.00	0.00	0.00	0.00	0.00	0.00
Total	57,453.	40,265.00	13,075.00	500.00	440.00	0.00

Meat product sold by geog in (Kg)

Geog	Pork	Beef	Yak	Mutton	Chicken	Fish
Dopshari	8,809.00	0.00	0.00	0.00	0.00	0.00
Doga	1,620.00	150.00	0.00	0.00	0.00	0.00
Wangchang	0.00	0.00	0.00	0.00	0.00	0.00
Tsento	560.00	0.00	1,260.00	0.00	0.00	0.00
Shapa	420.00	1,445.00	0.00	0.00	0.00	0.00
Naja	5,000.00	6,000.00	0.00	500.00	0.00	0.00
Lungnyi	3,100.00	5,200.00	0.00	0.00	220.00	0.00
Lamgong	4,090.00	2,570.00	3,875.00	0.00	0.00	0.00
Hungrel	400.00	200.00	0.00	0.00	0.00	0.00
Doteng	346.00	220.00	3,050.00	0.00	0.00	0.00
Total	24,345.00	15,785.00	8,185.00	500.00	220.00	0.00

Wool, Eggs and chugo produced and sold by geog

Geog	PRODUCED		SOLD		
	Egg (Dz)	Wool	Egg (Dz)	Wool (kg)	Chugo (kg)
Doga	987.50	0.00	585.83	0.00	0.00
Dopshari	6,330.00	0.00	2,665.00	0.00	0.00
Doteng	3,666.67	0.00	2,485.33	0.00	2,784.00
Hungrel	45.83	0.00	33.33	0.00	0.00
Lamgong	717.50	0.00	535.42	0.00	3,960.00
Lungnyi	4,625.00	0.00	6,125.00	0.00	0.00
Naja	7,504.08	0.00	6,916.67	0.00	0.00
Shapa	7,390.50	0.00	6,191.00	0.00	0.00
Tsento	208.33	111.00	208.33	0.00	680.00
Wangchang	7,821.25	0.00	2,744.42	0.00	135.00
Total	39,296.67	111.00	28,490.33	0.00	7,559.00

Note: Eggs produced and sold at Regional Poultry breeding centre (Paro) is included under Wangchang Geog (Paro Dzongkhag)

Pemagatshel Dzongkhag**Breed and category wise Cattle, Yak and Buffalo by Geog**

Breed Geog	Young		Heifer	Milch	Dry	Brd. Bull	Bullock
	Male	Female					
BsCross							
Nanong	0	0	0	0	0	0	0
Chimung	0	0	0	0	0	0	0
Chokhorling	0	0	0	0	0	0	0
Chongshing	0	0	0	0	0	0	0
Dechelling	0	0	0	0	0	0	0
Dungmin	0	0	0	0	0	0	0
Khar	0	0	0	0	0	0	0
Norbugang	0	0	0	0	0	0	0
Shumer	0	0	2	0	0	0	0
Yurung	0	0	0	0	0	0	0
Zobel	0	0	0	0	0	0	0
Total	0	0	2	0	0	0	0
BsPure							
Nanong	0	0	0	0	0	0	0
Chimung	0	0	0	0	0	0	0
Chokhorling	0	0	0	0	0	0	0
Chongshing	0	0	0	0	0	0	0
Dechelling	0	0	0	0	0	0	0
Dungmin	0	0	0	0	0	0	0
Khar	0	0	0	0	0	0	0
Norbugang	0	0	0	0	0	0	0
Shumer	0	0	0	0	0	0	0
Yurung	0	0	0	0	0	0	0
Zobel	0	0	0	0	0	0	0
Total	0	0	0	0	0	0	0
Jersey Cross							
Nanong	47	48	53	50	44	2	14
Chimung	22	20	7	42	24	11	10
Chokhorling	9	12	13	9	7	0	9
Chongshing	55	26	48	68	28	4	6
Dechelling	17	28	27	44	30	0	32
Dungmin	14	27	31	45	33	6	17
Khar	12	11	91	79	158	2	38
Norbugang	11	16	28	37	18	0	13
Shumer	133	132	227	230	114	4	16
Yurung	39	55	19	118	25	0	45
Zobel	63	48	99	114	89	0	5
Total	422	423	643	836	570	29	205
Jersey Pure							
Nanong	0	0	0	0	0	0	0
Chimung	0	0	0	0	0	3	0
Chokhorling	0	0	0	0	0	0	0
Chongshing	0	0	0	0	0	0	0
Dechelling	0	0	0	0	0	0	0

Livestock Population and Production (2008)

Breed Geog	Young		Heifer	Milch	Dry	Brd. Bull	Bullock
	Male	Female					
Dungmin	0	0	0	0	0	3	0
Khar	0	0	0	0	0	0	0
Norbugang	0	0	0	0	0	0	0
Shumer	0	0	0	0	0	0	0
Yurung	0	0	0	0	0	0	0
Zobel	0	0	0	0	0	0	0
Total	0	0	0	0	0	6	0
Mithun Cross							
Nanong	26	23	32	55	24	0	148
Chimung	2	5	0	22	18	0	48
Chokhorling	3	4	4	9	10	0	7
Chongshing	12	6	20	16	16	0	37
Dechelling	9	19	17	37	18	0	39
Dungmin	3	11	38	9	34	2	32
Khar	14	10	49	48	102	1	65
Norbugang	12	14	57	34	38	0	50
Shumer	21	18	44	38	259	0	64
Yurung	2	1	9	3	27	0	71
Zobel	6	3	11	29	27	0	18
Total	110	114	281	300	573	3	579
Mithun Pure							
Nanong	0	0	0	0	0	0	0
Chimung	0	0	0	0	0	1	0
Chokhorling	0	0	0	0	0	0	0
Chongshing	0	0	0	0	0	0	0
Dechelling	0	0	0	0	0	0	0
Dungmin	0	0	0	0	0	1	0
Khar	0	0	0	0	0	0	0
Norbugang	0	0	0	0	0	0	0
Shumer	0	0	0	0	0	0	0
Yurung	0	0	0	0	0	0	0
Zobel	0	0	0	0	0	0	0
Total	0	0	0	0	0	2	0
Nublang							
Nanong	167	138	264	205	365	4	25
Chimung	21	13	10	28	19	3	46
Chokhorling	44	27	34	22	67	0	20
Chongshing	31	23	24	25	34	0	36
Dechelling	43	28	23	46	41	0	108
Dungmin	16	11	46	23	27	1	36
Khar	25	10	30	41	74	1	94
Norbugang	10	13	36	47	53	0	47
Shumer	17	20	51	65	90	4	62
Yurung	2	5	21	11	63	0	49
Zobel	109	52	91	53	62	0	53
Total	485	340	630	566	895	13	576

Breed Geog	Young		Heifer	Milch	Dry	Brd. Bull	Bullock
	Male	Female					
Others							
Nanong	0	0	0	0	0	0	0
Chimung	0	0	0	0	0	0	0
Chokhorling	0	0	0	0	0	0	0
Chongshing	0	0	0	0	0	0	0
Dechelling	0	0	0	0	0	0	0
Dungmin	0	0	0	0	0	0	0
Khar	0	0	0	0	0	0	0
Norbugang	0	0	0	0	0	0	0
Shumer	0	0	0	0	0	0	0
Yurung	0	0	0	0	0	0	0
Zobel	0	0	0	0	0	0	0
Total	0	0	0	0	0	0	0
Yak							
Nanong	0	0	0	0	0	0	0
Chimung	0	0	0	0	0	0	0
Chokhorling	0	0	0	0	0	0	0
Chongshing	0	0	0	0	0	0	0
Dechelling	0	0	0	0	0	0	0
Dungmin	0	0	0	0	0	0	0
Khar	0	0	0	0	0	0	0
Norbugang	0	0	0	0	0	0	0
Shumer	0	0	0	0	0	0	0
Yurung	0	0	0	0	0	0	0
Zobel	0	0	0	0	0	0	0
Total	0	0	0	0	0	0	0

Horse (Local and Improved), Mule and Donkey by Geog

Category Geog	LOCAL		IMPROVED		Mule	Donkey
	Male	Female	Male	Female		
Horse						
Khar	16	19	0	0	55	0
Yurung	14	29	1	5	28	0
Zobel	5	3	0	0	2	1
Dungmin	24	40	0	0	54	0
Norbugang	53	28	0	0	97	1
Chimung	18	34	6	13	0	2
Chongshing	13	15	0	0	12	0
Dechelling	138	176	0	0	109	0
Nanong	30	42	1	0	46	1
Shumer	0	0	0	0	0	0
Chokhorling	38	42	0	0	14	0
Total	349	428	8	18	417	5

Pig, and Poultry (Local and Improved) by Geog

Category Geog	LOCAL		IMPROVED	
	Male	Female	Male	Female
Pig				
Norbugang	4	0	8	1
Nanong	36	20	30	17
Chokhorling	0	0	0	0
Chongshing	40	41	1	0
Chimung	70	62	22	30
Dungmin	17	22	5	10
Zobel	0	0	0	0
Khar	6	3	4	2
Yurung	2	4	14	17
Shumer	0	0	3	3
Dechelling	9	10	1	0
Total	184	162	88	80
Poultry				
Chokhorling	20	5	0	0
Khar	14	18	19	105
Shumer	66	147	18	121
Yurung	53	88	21	124
Zobel	75	176	1	45
Dungmin	29	68	0	2
Norbugang	60	254	4	25
Chimung	161	520	0	0
Dechelling	31	75	0	0
Nanong	146	1570	9	95
Chongshing	36	49	0	29
Total	691	2970	72	546

Sheep, Goat and Cat by Geog

Geog	SHEEP		GOAT		CAT	
	Male	Female	Male	Female	Male	Female
Nanong	0	0	0	0	94	97
Chokhorling	0	0	0	0	14	25
Dechelling	0	0	0	0	47	44
Chongshing	0	0	6	0	34	40
Chimung	0	0	5	3	51	39
Norbugang	0	0	0	0	63	93
Dungmin	0	0	2	0	31	67
Zobel	0	0	4	0	65	32
Khar	0	0	11	2	40	42
Yurung	0	0	2	0	35	22
Shumer	0	0	5	0	111	205
Total	0	0	35	5	585	706

Dog Population by Pet and Stray geog wise

Geog	PET		STRAY	
	Male	Female	Male	Female
Nanong	55	100	898	900
Chokhorling	3	1	9	6
Dechelling	7	4	6	7
Chongshing	9	4	10	9
Chimung	22	21	2	2
Norbugang	9	3	20	0
Dungmin	23	10	1	0
Zobel	20	20	30	18
Khar	37	26	34	18
Yurung	12	19	24	8
Shumer	76	42	7	10
Total	273	250	1041	978

Dairy Products Produced, Consumed and Sold by Geog

Milk in (liters) and Cheese and Butter in (Kg)

Category			
Geog	Produced	Consumed	Sold
Butter			
Chokhorling	1,007.00	342.00	665.00
Norbugang	4,388.00	2,128.00	2,230.00
Dungmin	3,502.00	3,431.00	71.00
Nanong	278.00	220.00	76.00
Dechelling	15,145.00	9,752.00	5,393.00
Chongshing	2,178.00	546.00	1,634.00
Chimung	2,430.00	2,430.00	0.00
Shumer	16,455.25	8,662.62	7,792.63
Yurung	6,243.75	4,210.00	2,033.75
Khar	4,586.00	2,825.00	1,761.00
Zobel	9,032.40	7,103.20	1,929.20
Total	65,245.40	41,649.82	23,585.58
Cheese			
Nanong	1,938.00	821.00	1,117.00
Chimung	6,076.00	6,075.00	0.00
Yurung	10,637.50	5,835.00	4,802.50
Khar	11,461.00	7,455.00	3,986.00
Zobel	18,064.20	24,517.00	0.00
Dungmin	8,755.00	8,717.00	38.00
Norbugang	6,388.00	3,064.00	3,214.00
Shumer	98,490.56	52,259.50	46,231.06
Chongshing	4,313.00	1,080.00	3,234.00
Dechelling	25,733.99	17,430.99	8,303.00
Chokhorling	1,504.00	935.00	569.00
Total	193,361.25	128,189.49	71,494.56

Category			
Geog	Produced	Consumed	Sold
Milk			
Yurung	73,725.00	0.00	0.00
Khar	69,302.00	0.00	0.00
Zobel	99,204.75	0.00	0.00
Dungmin	52,530.00	0.00	0.00
Norbugang	63,390.00	80.00	1,000.00
Chimung	36,450.00	0.00	0.00
Chongshing	25,859.00	0.00	0.00
Dechelling	51,965.00	0.00	0.00
Chokhorling	22,830.00	0.00	0.00
Nanong	4,468.00	0.00	0.00
Shumer	215,106.25	225.00	29,742.00
Total	714,830.00	305.00	30,742.00

Meat produced by geog in (Kg)

Geog	Pork	Beef	Yak	Mutton	Chicken	Fish
Nanong	260.00	2,692.00	0.00	0.00	0.00	0.00
Chimung	3,864.00	0.00	0.00	0.00	0.00	0.00
Chokhorling	0.00	0.00	0.00	0.00	0.00	0.00
Chongshing	1,701.00	0.00	0.00	0.00	0.00	0.00
Dechelling	660.00	1,648.00	0.00	0.00	25.00	0.00
Dungmin	60.00	250.00	0.00	0.00	6.00	0.00
Khar	336.00	0.00	0.00	0.00	0.00	0.00
Norbugang	200.00	450.00	0.00	0.00	0.00	0.00
Shumer	0.00	380.00	0.00	0.00	0.00	0.00
Yurung	756.00	700.00	0.00	0.00	0.00	0.00
Zobel	0.00	0.00	0.00	0.00	0.00	0.00
Total	7,837.00	6,120.00	0.00	0.00	31.00	0.00

Meat product sold by geog (Kg)

Geog	Pork	Beef	Yak	Mutton	Chicken	Fish
Nanong	260.00	492.00	0.00	0.00	0.00	0.00
Chokhorling	0.00	0.00	0.00	0.00	0.00	0.00
Dechelling	660.00	836.00	0.00	0.00	9.00	0.00
Chongshing	1,276.00	0.00	0.00	0.00	0.00	0.00
Chimung	2,899.00	0.00	0.00	0.00	0.00	0.00
Norbugang	180.00	320.00	0.00	0.00	0.00	0.00
Dungmin	32.00	190.00	0.00	0.00	6.00	0.00
Zobel	0.00	0.00	0.00	0.00	0.00	0.00
Khar	205.00	0.00	0.00	0.00	0.00	0.00
Yurung	720.00	520.00	0.00	0.00	0.00	0.00
Shumer	0.00	380.00	0.00	0.00	0.00	0.00
Total	6,232.00	2,738.00	0.00	0.00	15.00	0.00

Wool, Eggs and chugo produced and sold by geog

Geog	PRODUCED		SOLD		
	Egg (Dz)	Wool (kg)	Egg (Dz)	Wool (kg)	Chugo (kg)
Nanong	5,997.50	0.00	2,824.17	0.00	0.00
Chimung	4,550.00	0.00	3,420.83	0.00	0.00
Chokhorling	150.00	0.00	26.67	0.00	0.00
Chongshing	150.00	0.00	548.58	0.00	0.00
Dechelling	51.00	0.00	31.00	0.00	0.00
Dungmin	38.75	0.00	17.50	0.00	0.00
Khar	1,478.75	0.00	884.17	0.00	0.00
Norbugang	1,100.00	0.00	820.83	0.00	0.00
Shumer	19,185.00	0.00	1,235.50	0.00	0.00
Yurung	1,855.00	0.00	1,354.17	0.00	0.00
Zobel	954.17	0.00	490.83	0.00	0.00
Total	35,510.17	0.00	11,654.25	0.00	0.00

Punakha Dzongkhag**Breed and category wise Cattle, Yak and Buffalo by Geog**

Breed Geog	Young		Heifer	Milch	Dry	Brd. Bull	Bullock
	Male	Female					
BsCross							
Bapisa	0	0	0	0	0	0	0
Chhubu	0	0	0	0	0	0	0
Dzoma	0	0	0	0	0	0	0
Goenshari	3	4	2	6	4	2	6
Guma	0	0	0	0	0	0	0
Kabjisa	0	0	0	0	1	0	0
Lingmukha	0	0	0	0	0	0	0
Shengana	0	0	0	0	0	0	0
Talo	0	0	0	0	0	0	0
Toepisa	0	0	0	0	0	0	0
Toewang	0	0	0	0	0	0	0
Total	3	4	2	6	5	2	6
BsPure							
Bapisa	0	0	0	0	0	0	0
Chhubu	0	0	0	0	0	0	0
Dzoma	0	0	0	0	0	0	0
Goenshari	0	0	0	0	0	0	0
Guma	0	0	0	0	0	0	0
Kabjisa	0	0	0	0	0	0	0
Lingmukha	0	0	0	0	0	0	0
Shengana	0	0	0	0	0	0	0
Talo	0	0	0	0	0	0	0
Toepisa	0	0	0	0	0	0	0
Toewang	0	0	0	0	0	0	0
Total	0	0	0	0	0	0	0
Jersey Cross							
Bapisa	35	35	21	43	16	6	9
Chhubu	17	15	19	25	42	0	65
Dzoma	5	18	31	32	29	0	26
Goenshari	16	14	11	20	12	3	20
Guma	15	13	17	27	19	11	17
Kabjisa	6	9	35	26	44	1	51
Lingmukha	7	14	12	21	11	18	9
Shengana	18	32	9	45	25	0	15
Talo	51	53	60	83	36	0	32
Toepisa	46	36	19	46	59	8	31
Toewang	20	22	50	29	72	0	101
Total	236	261	284	397	365	47	376

Livestock Population and Production (2008)

Breed Geog	Young		Heifer	Milch	Dry	Brd. Bull	Bullock
	Male	Female					
Jersey Pure							
Bapisa	0	0	0	0	0	0	0
Chhubu	0	0	0	0	0	0	0
Dzoma	0	0	0	0	0	1	0
Goenshari	0	0	0	0	0	0	0
Guma	0	0	0	0	0	0	0
Kabjisa	0	0	0	0	0	0	0
Lingmukha	0	0	0	0	0	0	0
Shengana	0	0	0	0	0	0	0
Talo	0	0	0	0	0	0	0
Toepisa	0	0	0	0	0	0	0
Toewang	0	0	0	0	0	0	0
Total	0	0	0	0	0	1	0
Mithun Cross							
Bapisa	9	0	2	7	3	0	20
Chhubu	13	18	21	24	34	0	57
Dzoma	2	4	7	7	5	0	8
Goenshari	23	15	20	36	38	2	61
Guma	7	6	9	10	13	0	22
Kabjisa	17	15	31	32	57	0	169
Lingmukha	4	11	8	17	28	7	13
Shengana	32	39	12	67	41	2	148
Talo	42	40	37	41	32	0	19
Toepisa	13	8	12	18	12	0	34
Toewang	15	17	51	23	71	0	110
Total	177	173	210	282	334	11	661
Mithun Pure							
Bapisa	0	0	0	0	0	0	0
Chhubu	0	0	0	0	0	0	0
Dzoma	0	0	0	0	0	0	0
Goenshari	0	0	0	0	0	0	0
Guma	0	0	0	0	0	0	0
Kabjisa	0	0	0	0	0	0	2
Lingmukha	0	0	0	0	0	0	1
Shengana	0	0	0	0	0	0	0
Talo	0	0	0	0	0	0	0
Toepisa	0	0	0	0	0	0	0
Toewang	0	0	0	0	0	0	0
Total	0	0	0	0	0	0	3
Nublang							
Bapisa	72	70	66	99	85	12	195
Chhubu	75	81	152	132	151	0	233
Dzoma	42	117	236	122	198	0	288
Goenshari	36	29	49	51	45	12	101

Livestock Population and Production (2008)

Breed Geog	Young		Heifer	Milch	Dry	Brd.	
	Male	Female				Bull	Bullock
Guma	46	42	38	83	94	24	210
Kabjisa	36	51	69	90	123	0	226
Lingmukha	60	69	78	112	145	79	127
Shengana	69	76	11	68	71	1	116
Talo	136	110	109	108	76	2	124
Toepisa	100	84	94	131	166	19	164
Toewang	82	76	188	130	210	0	443
Total	754	805	1090	1126	1364	149	2227
Others							
Bapisa	0	0	0	0	0	0	0
Chhubu	0	0	0	0	0	0	0
Dzoma	0	0	0	0	0	0	0
Goenshari	0	0	0	0	0	0	0
Guma	0	0	0	0	0	0	0
Kabjisa	0	0	0	0	0	0	0
Lingmukha	0	0	0	0	0	0	0
Shengana	0	0	0	0	0	0	0
Talo	0	0	0	0	0	0	0
Toepisa	0	0	0	0	0	0	0
Toewang	0	0	0	0	0	0	0
Total	0	0	0	0	0	0	0
Yak							
Bapisa	0	0	0	0	0	0	0
Chhubu	0	0	0	0	0	0	0
Dzoma	0	0	0	0	0	0	0
Goenshari	0	0	0	0	0	0	0
Guma	0	0	0	0	0	0	0
Kabjisa	0	0	0	0	0	0	0
Lingmukha	0	0	0	0	0	0	0
Shengana	0	0	0	0	0	0	0
Talo	0	0	0	0	0	0	0
Toepisa	0	0	0	0	0	0	0
Toewang	0	0	0	0	0	0	0
Total	0	0	0	0	0	0	0

Horse (Local and Improved), Mule and Donkey by Geog

Category Geog	LOCAL		IMPROVED		Mule	Donkey
	Male	Female	Male	Female		
Horse						
Shengana	25	26	0	0	0	0
Toewang	113	86	0	0	5	0
Bapisa	1	1	0	0	0	0
Talo	12	8	0	0	0	0
Lingmukha	68	48	0	3	33	0
Kabjisa	12	19	8	10	0	0
Guma	10	9	0	0	0	0
Goenshari	34	25	5	2	0	0
Dzoma	0	0	0	0	0	0
Chhubu	86	84	0	0	0	0
Toepisa	2	3	0	0	0	0
Total	363	309	13	15	38	0

Pig, and Poultry (Local and Improved) by Geog

Category Geog	LOCAL		IMPROVED	
	Male	Female	Male	Female
Pig				
Lingmukha	22	33	11	25
Bapisa	7	4	4	2
Chhubu	93	111	0	0
Dzoma	56	53	35	37
Goenshari	0	0	3	9
Shengana	32	20	22	30
Talo	8	10	8	12
Toepisa	8	10	4	7
Toewang	106	95	0	0
Kabjisa	5	10	59	72
Guma	21	7	17	9
Total	358	353	163	203
Poultry				
Chhubu	153	395	0	0
Toepisa	77	104	16	97
Talo	53	126	0	160
Shengana	26	120	2	170
Lingmukha	45	150	0	15
Kabjisa	81	224	37	178
Guma	46	147	7	49
Dzoma	98	364	2	105
Bapisa	23	38	5	47
Toewang	116	223	0	0
Goenshari	62	132	2	159
Total	780	2023	71	980

Sheep, Goat and Cat by Geog

Geog	SHEEP		GOAT		CAT	
	Male	Female	Male	Female	Male	Female
Toewang	0	0	0	0	51	38
Toepisa	0	1	4	4	91	91
Talo	0	0	3	2	72	71
Shengana	0	0	0	0	70	40
Lingmukha	0	0	1	0	67	72
Kabjisa	0	0	4	18	24	37
Guma	0	0	0	0	57	43
Goenshari	0	0	0	0	32	53
Dzoma	0	0	0	0	44	49
Chhubu	0	0	0	0	42	25
Bapisa	0	0	0	0	10	15
Total	0	1	12	24	560	534

Dog Population by Pet and Stray geog wise

Geog	PET		STRAY	
	Male	Female	Male	Female
Toewang	10	9	29	24
Toepisa	50	46	60	70
Talo	87	67	69	68
Shengana	10	7	20	27
Lingmukha	3	2	14	15
Kabjisa	0	0	81	43
Guma	24	17	35	39
Goenshari	25	19	1	2
Dzoma	21	17	0	0
Chhubu	14	13	34	31
Bapisa	14	19	45	54
Total	258	216	388	373

Dairy Products Produced, Consumed and Sold by Geog

Milk in (liters) and Cheese and Butter in (Kg)

Category	Produced	Consume	Sold
Geog			
Butter			
Lingmukha	2,682.00	1,524.00	11,578.00
Bapisa	2,799.00	2,453.00	346.00
Chhubu	6,260.00	3,530.00	2,730.00
Dzoma	4,835.00	3,235.00	1,600.00
Goenshari	2,430.00	891.00	1,539.00
Kabjisa	3,245.00	1,211.00	2,034.00

Livestock Population and Production (2008)

Category			
Geog	Produced	Consume	Sold
Shengana	5,522.00	2,146.00	3,376.00
Talo	10,480.00	6,554.00	3,926.00
Toepisa	2,500.00	2,052.00	448.00
Toewang	9,025.00	5,140.00	3,885.00
Guma	2,300.00	1,777.00	523.00
Total	52,078.00	30,513.00	31,985.00

Cheese			
Talo	15,617.00	79,099.00	7,707.00
Toepisa	4,495.00	3,139.00	1,356.00
Bapisa	5,598.00	4,747.00	851.00
Shengana	11,044.00	1,249.00	9,795.00
Lingmukha	5,066.00	3,184.00	1,882.00
Toewang	13,798.00	11,297.00	2,501.00
Guma	38,380.00	30,690.00	7,970.00
Goenshari	4,860.00	1,782.00	3,078.00
Dzoma	45,050.00	7,960.00	7,090.00
Chhubu	8,245.00	5,054.00	3,191.00
Kabjisa	37,890.00	15,680.00	22,210.00
Total	190,043.00	163,881.00	67,631.00

Milk			
Toepisa	39,693.00	0.00	128.00
Chhubu	89,150.00	0.00	0.00
Dzoma	30,668.00	0.00	0.00
Goenshari	48,600.00	17,820.00	100.00
Guma	39,675.00	0.00	0.00
Kabjisa	38,725.00	0.00	0.00
Lingmukha	62,391.00	0.00	0.00
Toewang	141,408.00	0.00	0.00
Talo	154,234.00	0.00	0.00
Bapisa	55,983.00	0.00	0.00
Shengana	110,441.00	19,735.00	0.00
Total	810,968.00	37,555.00	228.00

Meat produced by geog in (Kg)

Geog	Pork	Beef	Yak	Mutton	Chicken	Fish
Bapisa	1,000.00	580.00	0.00	0.00	0.00	0.00
Chhubu	3,865.00	6,265.00	0.00	0.00	0.00	0.00
Dzoma	3,700.00	0.00	0.00	0.00	0.00	0.00
Goenshari	600.00	1,350.00	0.00	0.00	0.00	0.00
Guma	4,730.00	750.00	0.00	0.00	27.00	0.00
Kabjisa	2,030.00	0.00	0.00	0.00	0.00	0.00
Lingmukha	2,562.00	1,625.00	0.00	0.00	0.00	0.00

Livestock Population and Production (2008)

Geog	Pork	Beef	Yak	Mutton	Chicken	Fish
Shengana	443.00	3,517.00	0.00	0.00	0.00	0.00
Talo	0.00	0.00	0.00	0.00	0.00	0.00
Toepisa	810.00	5,300.00	0.00	0.00	0.00	0.00
Toewang	7,850.00	1,104.00	0.00	0.00	0.00	0.00
Total	27,590.00	20,491.00	0.00	0.00	27.00	0.00

Meat product sold by geog (Kg)

Geog	Pork	Beef	Yak	Mutton	Chicken	Fish
Toewang	350.00	210.00	0.00	0.00	0.00	0.00
Toepisa	110.00	1,823.00	0.00	0.00	0.00	0.00
Talo	0.00	0.00	0.00	0.00	0.00	0.00
Shengana	354.00	2,001.00	0.00	0.00	0.00	0.00
Lingmukha	1,650.00	900.00	0.00	0.00	0.00	0.00
Kabjisa	1,425.00	0.00	0.00	0.00	0.00	0.00
Guma	1,205.00	125.00	0.00	0.00	0.00	0.00
Goenshari	170.00	850.00	0.00	0.00	0.00	0.00
Dzoma	1,620.00	0.00	0.00	0.00	0.00	0.00
Chhubu	170.00	740.00	0.00	0.00	0.00	0.00
Bapisa	200.00	0.00	0.00	0.00	0.00	0.00
Total	7,254.00	6,649.00	0.00	0.00	0.00	0.00

Wool, Eggs and chugo produced and sold by geog

Geog	PRODUCED		SOLD		
	Egg (Dz)	Wool (kg)	Egg (Dz)	Wool (kg)	Chugo (kg)
Bapisa	957.17	0.00	416.67	0.00	0.00
Chhubu	2,564.17	0.00	0.00	0.00	0.00
Dzoma	601.67	0.00	266.67	0.00	0.00
Goenshari	2,712.00	0.00	1,332.00	0.00	0.00
Guma	1,674.67	0.00	399.67	0.00	0.00
Kabjisa	2,120.08	0.00	1,593.75	0.00	0.00
Lingmukha	406.83	0.00	110.00	0.00	0.00
Shengana	786.42	0.00	394.58	0.00	0.00
Talo	3,563.50	0.00	3,465.33	0.00	0.00
Toepisa	512.92	0.00	181.17	0.00	0.00
Toewang	3,532.50	0.00	83.33	0.00	0.00
Total	19,431.92	0.00	8,243.17	0.00	0.00

Samdrupjongkhar Dzongkhag**Breed and category wise Cattle, Yak and Buffalo by Geog**

Breed Geog	Young		Heifer	Milch	Dry	Brd. Bull	Bullock
	Male	Female					
BsCross							
Deothang	0	0	0	0	0	0	0
Gomdar	0	0	0	0	0	0	0
Langchenphu	0	0	0	0	0	0	0
Martshala	0	0	0	0	0	0	0
orong	0	0	0	0	0	0	0
Pemethang	0	0	0	0	0	0	0
Phuntshotan	0	0	0	0	0	0	0
Samrang	0	0	0	0	0	0	0
Serthig	0	0	0	0	0	0	0
Shingkhar	0	0	0	0	0	0	0
Wangphu	0	0	0	0	0	0	0
Total	0	0	0	0	0	0	0
BsPure							
Deothang	0	0	0	0	0	0	0
Gomdar	0	0	0	0	0	0	0
Langchenphu	0	0	0	0	0	0	0
Martshala	0	0	0	0	0	0	0
orong	0	0	0	0	0	0	0
Pemethang	0	0	0	0	0	0	0
Phuntshotan	0	0	0	0	0	0	0
Samrang	0	0	0	0	0	0	0
Serthig	0	0	0	0	0	0	0
Shingkhar	0	0	0	0	0	0	0
Wangphu	0	0	0	0	0	0	0
Total	0	0	0	0	0	0	0
Jersey Cross							
Deothang	108	103	152	146	122	0	39
Gomdar	43	42	73	159	64	1	9
Langchenphu	0	32	69	70	53	4	67
Martshala	25	48	96	90	56	15	31
orong	98	84	135	172	123	6	8
Pemethang	31	46	34	75	29	0	7
Phuntshotan	26	57	84	83	7	3	12
Samrang	0	0	0	0	0	0	0
Serthig	0	13	14	45	23	0	12
Shingkhar	14	7	20	20	20	1	9
Wangphu	1	3	34	55	14	2	4
Total	346	435	711	915	511	32	198
Jersey Pure							
Deothang	0	0	0	0	0	0	0
Gomdar	0	0	0	0	0	0	0
Langchenphu	0	0	0	0	0	0	0
Martshala	0	0	0	0	0	0	0

Livestock Population and Production (2008)

Breed Geog	Young		Heifer	Milch	Dry	Brd.	
	Male	Female				Bull	Bullock
orong	0	0	0	0	0	0	0
Pemethang	0	0	0	0	0	0	0
Phuntshothan	0	0	0	0	0	0	0
Samrang	0	0	0	0	0	0	0
Serthig	0	0	0	0	0	0	0
Shingkhar	0	0	0	0	0	0	0
Wangphu	0	0	0	0	0	0	0
Total	0	0	0	0	0	0	0
Mithun							
Deothang	26	9	28	32	29	0	37
Gomdar	46	38	84	112	78	0	142
Langchenphu	0	0	5	18	16	0	35
Martshala	79	54	158	124	123	0	126
orong	9	4	22	83	99	0	74
Pemethang	15	26	24	39	33	0	42
Phuntshothan	25	28	71	103	25	0	156
Samrang	3	1	0	4	1	0	2
Serthig	18	13	11	21	30	0	37
Shingkhar	43	23	38	142	22	0	115
Wangphu	38	42	116	141	108	0	82
Total	302	238	557	819	564	0	848
Mithun Pure							
Deothang	0	0	0	0	0	2	0
Gomdar	1	1	2	7	2	1	0
Langchenphu	0	0	0	0	0	1	0
Martshala	18	31	81	103	71	6	0
orong	7	5	35	12	38	5	6
Pemethang	0	0	0	0	0	2	0
Phuntshothan	0	0	0	0	0	0	0
Samrang	0	0	0	0	0	0	0
Serthig	68	55	39	93	46	3	0
Shingkhar	13	0	0	0	0	0	0
Wangphu	3	1	22	13	11	1	0
Total	110	93	179	228	168	21	6
Nublang							
Deothang	96	74	138	104	140	8	103
Gomdar	245	168	480	162	209	5	170
Langchenphu	41	35	149	134	179	1	402
Martshala	87	64	225	182	222	49	382
orong	77	41	143	56	169	60	120
Pemethang	60	79	94	154	85	95	363
Phuntshothan	172	188	241	334	120	235	533
Samrang	15	16	33	34	43	5	56
Serthig	52	59	72	126	178	2	82
Shingkhar	309	134	126	300	142	11	274
Wangphu	105	82	276	238	206	11	243
Total	1259	940	1977	1824	1693	482	2728

Breed Geog	Young		Heifer	Milch	Dry	Brd. Bull	Bullock
	Male	Female					
Others							
Deothang	0	0	0	0	0	0	0
Gomdar	0	0	0	0	0	0	0
Langchenphu	0	0	0	0	0	0	0
Martshala	0	0	0	0	0	0	0
orong	0	0	0	0	0	0	0
Pemethang	0	0	0	0	0	0	0
Phuntshothan	0	0	0	0	0	0	0
Samrang	0	0	0	0	0	0	0
Serthig	0	0	0	0	0	0	0
Shingkhar	0	0	0	0	0	0	0
Wangphu	0	0	0	0	0	0	0
Total	0	0	0	0	0	0	0
Yak							
Deothang	0	0	0	0	0	0	0
Gomdar	0	0	0	0	0	0	0
Langchenphu	0	0	0	0	0	0	0
Martshala	0	0	0	0	0	0	0
orong	0	0	0	0	0	0	0
Pemethang	0	0	0	0	0	0	0
Phuntshothan	0	0	0	0	0	0	0
Samrang	0	0	0	0	0	0	0
Serthig	0	0	0	0	0	0	0
Shingkhar	0	0	0	0	0	0	0
Wangphu	0	0	0	0	0	0	0
Total	0	0	0	0	0	0	0

Note: Mithun Pure population in the Regional Mithun Breeding Farm (Arong) is included under Arong geog (S/Jongkhar Dzongkhag)

Horse (Local and Improved), Mule and Donkey by Geog

Category Geog	LOCAL		IMPROVED		Mule	Donkey
	Male	Female	Male	Female		
Horse						
Jangchubling	44	30	0	1	0	0
Wangphu	45	1	44	0	107	0
Shingkhar Lauri	222	159	1	0	42	3
Gomdar	29	24	0	2	130	5
Langchenphu	8	16	0	0	0	0
Martshala	173	167	0	0	57	5
Pemethang	7	6	0	0	1	0
Phuntshothang	16	17	0	0	12	0
Samrang	2	1	0	0	0	0
Serthig	106	95	0	0	4	0
Deothang	12	13	2	0	0	0
Total	664	529	47	3	353	13

Pig, and Poultry (Local and Improved) by Geog

Category Geog	LOCAL		IMPROVED	
	Male	Female	Male	Female
Pig				
Deothang	0	0	2	0
Wangphu	20	15	0	0
Serthig	21	16	10	2
Samrang	15	0	0	0
Phuntshothang	13	6	0	0
Pemethang	16	0	0	0
Martshala	24	39	23	31
Langchenphu	20	3	0	0
Shingkar Lauri	11	2	27	4
Gomdar	143	206	12	13
Jangchubling	58	57	13	7
Total	341	344	87	57
Poultry				
Pemethang	652	325	0	0
Deothang	212	811	59	101
Gomdar	407	1895	0	0
Jangchubling	266	713	0	0
Martshala	108	739	1	5
Phuntshothang	332	995	0	0
Samrang	104	51	0	0
Serthig	97	319	0	10
Shingkar Lauri	71	182	0	8
Wangphu	158	565	0	0
Langchenphu	1	42	284	767
Total	2408	6637	344	891

Sheep, Goat and Cat by Geog

Geog	SHEEP		GOAT		CAT	
	Male	Female	Male	Female	Male	Female
Deothang	0	0	6	4	84	58
Wangphu	0	0	0	0	82	108
Shingkar Lauri	18	18	0	0	82	87
Serthig	0	0	0	0	43	57
Samrang	0	0	14	24	5	5
Phuntshothang	0	0	190	301	87	115
Pemethang	2	5	73	131	57	91
Martshala	4	5	0	0	95	139
Langchenphu	17	14	137	151	31	75
Jangchubling	0	1	0	0	76	161
Gomdar	0	0	0	0	118	282
Total	41	43	420	611	760	1178

Dog Population (Pet and Stray) by geog

Geog	PET		STRAY	
	Male	Female	Male	Female
Deothang	119	64	88	83
Wangphu	1	2	37	82
Shingkar Lauri	153	61	59	54
Serthig	69	108	0	0
Samrang	18	4	0	2
Phuntshothang	73	55	37	35
Pemethang	42	22	17	18
Martshala	63	66	53	29
Langchenphu	13	5	38	23
Jangchubling	16	10	71	27
Gomdar	65	39	0	0
Total	632	436	400	353

Dairy Products Produced, Consumed and Sold by Geog

Milk in (liters) and Cheese and Butter in (Kg)

Category	Produced	Consumed	Sold
Geog			
Butter			
Phuntshothang	4,347.00	3,258.00	785.00
Deothang	2,154.00	330.00	523.00
Gomdar	9,477.00	7,177.00	1,830.00
Jangchubling	7,173.00	7,316.00	610.00
Langchenphu	2,254.00	20.00	30.00
Pemethang	7,288.00	2,760.00	3,611.00
Samrang	520.00	290.00	204.00
Serthig	7,060.00	7,060.00	0.00
Shingkar Lauri	3,330.00	2,785.00	5,340.00
Wangphu	7,173.00	7,316.00	610.00
Martshala	9,335.00	4,335.00	5,150.00
Total	60,111.00	42,647.00	18,693.00
Cheese			
Serthig	11,104.00	11,104.00	0.00
Shingkar Lauri	3,738.00	2,971.00	17,542.90
Deothang	2,849.00	623.00	591.00
Samrang	592.00	286.00	255.00
Phuntshothang	5,956.00	4,380.00	1,186.00
Wangphu	10,192.00	9,047.00	1,159.00
Martshala	12,574.00	5,096.00	7,288.00
Langchenphu	2,625.00	40.00	50.00
Jangchubling	10,192.00	9,047.00	1,159.00
Gomdar	21,564.00	17,512.00	4,052.00
Pemethang	8,871.00	3,307.00	4,631.00
Total	90,257.00	63,413.00	37,913.90

Livestock Population and Production (2008)

Category			
Geog	Produced	Consumed	Sold
Milk			
Shingkar Lauri	42,300.00	3,390.00	0.00
Gomdar	145,877.00	0.00	0.00
Jangchubling	72,329.00	0.00	0.00
Langchenphu	30,272.00	0.00	150.00
Martshala	268,720.00	2,670.00	0.00
Pemethang	92,910.00	6,458.00	0.00
Phuntshothang	112,563.00	21,005.00	3,490.00
Wangphu	72,329.00	0.00	0.00
Serthig	93,683.00	0.00	0.00
Deothang	215,551.00	8,864.00	104,929.00
Samrang	10,420.00	583.00	0.00
Total	1,156,954.00	42,970.00	108,569.00

Meat produced by geog in (Kg)

Geog	Pork	Beef	Yak	Mutton	Chicken	Fish
Deothang	0.00	0.00	0.00	0.00	0.00	0.00
Gomdar	3,270.00	13,920.00	0.00	0.00	91.00	0.00
Jangchubling	35.00	50.00	0.00	0.00	0.00	0.00
Langchenphu	260.00	0.00	0.00	140.00	140.00	0.00
Martshala	2,350.00	5,000.00	0.00	0.00	142.00	0.00
Pemethang	345.00	1,950.00	0.00	275.00	340.00	0.00
Phuntshothang	665.00	500.00	0.00	1,046.00	560.00	0.00
Samrang	205.00	0.00	0.00	38.00	52.00	0.00
Serthig	1,030.00	0.00	0.00	0.00	0.00	0.00
Shingkar Lauri	1,020.00	2,450.00	0.00	0.00	18.00	0.00
Wangphu	400.00	3,150.00	0.00	0.00	0.00	0.00
Total	9,580.00	27,020.00	0.00	1,499.00	1,343.00	0.00

Meat product sold by geog in(Kg)

Geog	Pork	Beef	Yak	Mutton	Chicken	Fish
Deothang	0.00	0.00	0.00	0.00	0.00	0.00
Wangphu	200.00	845.00	0.00	0.00	0.00	0.00
Shingkar Lauri	770.00	1,540.00	0.00	0.00	18.00	0.00
Serthig	880.00	0.00	0.00	0.00	0.00	0.00
Samrang	124.00	0.00	0.00	8.00	10.00	0.00
Phuntshothang	505.00	165.00	0.00	320.00	175.00	0.00
Pemethang	210.00	1,020.00	0.00	54.00	60.00	0.00
Martshala	1,890.00	4,050.00	0.00	0.00	80.00	0.00
Langchenphu	130.00	0.00	0.00	50.00	40.00	0.00
Jangchubling	5.00	50.00	0.00	0.00	0.00	0.00
Gomdar	3,200.00	13,920.00	0.00	0.00	91.00	0.00
Total	7,914.00	21,590.00	0.00	432.00	474.00	0.00

Wool, Eggs and chugo produced and sold by geog

Geog	PRODUCED		SOLD		
	Egg (Dz)	Wool	Egg (Dz)	Wool (kg)	Chugo (kg)
Deothang	346.00	0.00	121.00	0.00	0.00
Gomdar	4,649.00	0.00	4,648.67	0.00	0.00
Jangchubling	1,840.00	0.00	1,840.00	0.00	0.00
Langchenphu	0.00	0.00	0.00	0.00	0.00
Martshala	2,812.00	0.00	780.00	0.00	0.00
Pemethang	1,010.00	0.00	420.00	0.00	0.00
Phuntshothang	1,142.00	0.00	647.00	0.00	0.00
Samrang	74.00	0.00	30.00	0.00	0.00
Serthig	786.00	0.00	206.00	0.00	0.00
Shingkar Lauri	12.00	0.00	11.00	0.00	0.00
Wangphu	128.58	0.00	157.00	0.00	0.00
Total	12,799.58	0.00	8,860.67	0.00	0.00

Samtse Dzongkhag**Breed and category wise Cattle, Yak and Buffalo by Geog**

Breed Geog	Young		Heifer	Milch	Dry	Brd. Bull	Bullock
	Male	Female					
BsCross							
Bangra	0	0	0	0	0	0	0
Biru	0	0	0	0	0	0	0
Chargharay	0	0	0	0	0	0	0
Chengmari	0	0	0	0	0	0	0
Denchhukha	0	0	0	0	0	0	0
Dorokha	0	0	0	0	0	0	0
Dungtoe	0	0	0	0	0	0	0
Namgaye	0	0	0	0	0	0	0
Pagli	0	0	0	0	0	0	0
Samtse	0	0	0	0	0	0	0
Sipsu	0	0	0	0	0	0	0
Tading	0	0	0	0	0	0	0
Tendruk	0	0	0	0	0	0	0
Ugyentse	0	0	0	0	0	0	0
Yoeseltse	0	0	0	0	0	0	0
Total	0	0	0	0	0	0	0
BsPure							
Bangra	0	0	0	0	0	0	0
Biru	0	0	0	0	0	0	0
Chargharay	0	0	0	0	0	0	0
Chengmari	0	0	0	0	0	0	0
Denchhukha	0	0	0	0	0	0	0
Dorokha	0	0	0	0	0	0	0
Dungtoe	0	0	0	0	0	0	0
Namgaye	0	0	0	0	0	0	0
Pagli	0	0	0	0	0	0	0
Samtse	0	0	0	0	0	0	0
Sipsu	0	0	0	0	0	0	0
Tading	0	0	0	0	0	0	0
Tendruk	0	0	0	0	0	0	0
Ugyentse	0	0	0	0	0	0	0
Yoeseltse	0	0	0	0	0	0	0
Total	0	0	0	0	0	0	0
Jersey Cross							
Bangra	14	18	5	15	1	0	1
Biru	19	21	17	17	8	2	7
Chargharay	9	8	38	9	7	0	29
Chengmari	49	82	20	51	41	2	42
Denchhukha	15	18	28	24	22	3	15
Dorokha	77	64	70	78	49	0	47
Dungtoe	5	6	4	8	6	2	0
Namgaye	12	9	14	18	8	1	5
Pagli	14	15	10	10	11	0	7

Livestock Population and Production (2008)

Breed Geog	Young		Heifer	Milch	Dry	Brd.	
	Male	Female				Bull	Bullock
Samtse	51	71	76	89	59	79	18
Sipsu	44	43	38	76	74	0	28
Tading	26	23	26	20	14	3	13
Tendruk	17	19	17	28	14	0	7
Ugyentse	50	108	40	26	49	0	4
Yoeseltse	30	32	62	54	27	1	47
Total	432	537	465	523	390	93	270
Jersey Pure							
Bangra	6	7	9	20	0	1	0
Biru	0	0	0	0	0	0	0
Chargharay	1	1	1	2	1	1	0
Chengmari	7	11	5	12	13	3	0
Denchhukha	0	0	0	1	0	2	0
Dorokha	3	3	2	5	1	4	0
Dungtoe	0	0	0	0	0	0	0
Namgaye	0	0	0	0	0	0	0
Pagli	0	0	0	0	0	0	0
Samtse	28	35	32	57	18	21	0
Sipsu	0	0	0	0	0	0	0
Tading	3	3	2	3	1	3	0
Tendruk	0	0	0	0	0	0	0
Ugyentse	3	9	5	5	2	0	0
Yoeseltse	0	0	0	0	0	0	0
Total	51	69	56	105	36	35	0
Mithun							
Bangra	1	3	1	4	0	0	0
Biru	0	0	0	0	0	0	0
Chargharay	0	0	0	0	0	0	0
Chengmari	11	9	5	7	6	1	6
Denchhukha	0	1	3	1	0	0	0
Dorokha	19	23	18	21	11	1	0
Dungtoe	0	0	0	0	0	0	0
Namgaye	0	0	0	0	0	0	0
Pagli	0	0	0	0	0	0	0
Samtse	3	1	2	3	0	1	0
Sipsu	1	0	1	0	1	0	6
Tading	0	2	0	0	0	0	3
Tendruk	4	3	10	8	5	0	2
Ugyentse	0	0	0	0	0	0	0
Yoeseltse	6	1	6	2	0	0	9
Total	45	43	46	46	23	3	26
Mithun Pure							
Bangra	1	1	0	1	0	1	0
Biru	0	0	0	0	0	0	0
Chargharay	0	0	0	0	0	0	0
Chengmari	0	0	0	0	0	0	0
Denchhukha	0	0	0	0	0	0	0

Livestock Population and Production (2008)

Breed Geog	Young		Heifer	Milch	Dry	Brd.	
	Male	Female				Bull	Bullock
Dorokha	0	0	0	0	0	1	0
Dungtoe	0	0	0	0	0	0	0
Namgaye	0	0	0	0	0	0	0
Pagli	0	0	0	0	0	0	0
Samtse	0	0	0	0	0	0	0
Sipsu	0	0	0	0	0	0	0
Tading	0	0	0	0	0	0	0
Tendruk	0	0	0	0	0	0	0
Ugyentse	0	0	0	0	0	0	0
Yoeseltse	0	0	0	0	0	0	0
Total	1	1	0	1	0	2	0
Nublang							
Bangra	356	352	359	448	123	30	446
Biru	278	352	343	342	355	1	763
Chargharay	138	152	367	275	379	2	1006
Chengmari	417	362	166	282	298	0	448
Denchhukha	224	215	276	447	437	145	458
Dorokha	497	421	416	559	471	383	583
Dungtoe	170	161	188	231	175	16	162
Namgaye	322	216	416	335	240	0	561
Pagli	341	284	264	275	415	0	636
Samtse	202	216	408	339	309	372	387
Sipsu	207	151	213	193	281	2	544
Tading	433	417	506	402	524	215	695
Tendruk	585	407	446	361	470	2	594
Ugyentse	134	118	222	208	255	2	371
Yoeseltse	162	87	241	179	246	1	548
Total	4466	3911	4831	4876	4978	1171	8202
Others							
Bangra	0	0	2	1	0	0	0
Biru	0	0	0	0	0	0	0
Chargharay	0	0	0	0	0	0	0
Chengmari	0	0	0	0	0	0	0
Denchhukha	11	14	15	28	33	16	0
Dorokha	9	6	16	10	21	2	0
Dungtoe	0	0	0	0	0	0	0
Namgaye	13	13	8	8	7	0	9
Pagli	0	0	0	0	0	0	0
Samtse	0	0	0	1	0	0	2
Sipsu	25	20	15	27	27	0	63
Tading	0	0	0	0	0	0	0
Tendruk	1	0	2	0	2	0	1
Ugyentse	0	0	0	0	0	0	0
Yoeseltse	2	2	2	2	1	0	42
Total	61	55	60	77	91	18	117

Breed Geog	Young		Heifer	Milch	Dry	Brd. Bull	Bullock
	Male	Female					
Yak							
Bangra	0	0	0	0	0	0	0
Biru	0	0	0	0	0	0	0
Chargharay	0	0	0	0	0	0	0
Chengmari	0	0	0	0	0	0	0
Denchhukha	0	0	0	0	0	0	0
Dorokha	0	0	0	0	0	0	0
Dungtoe	0	0	0	0	0	0	0
Namgaye	0	0	0	0	0	0	0
Pagli	0	0	0	0	0	0	0
Samtse	0	0	0	0	0	0	0
Sipsu	0	0	0	0	0	0	0
Tading	0	0	0	0	0	0	0
Tendruk	0	0	0	0	0	0	0
Ugyentse	0	0	0	0	0	0	0
Yoeseltse	0	0	0	0	0	0	0
Total	0	0	0	0	0	0	0

Horse (Local and Improved) Mule and Donkey by Geog

Category Geog	LOCAL		IMPROVED		Mule	Donkey
	Male	Female	Male	Female		
Horse						
Sipsu	0	0	0	0	0	0
Yoeseltse	0	0	0	0	0	0
Ugyentse	0	0	0	0	0	0
Bangra	103	34	0	0	0	0
Tading	1	1	0	0	0	0
Samtse	0	0	0	0	0	0
Pagli	2	1	0	0	0	0
Namgaye	0	0	0	0	0	0
Dungtoe	0	0	0	0	0	0
Dorokha	30	28	0	1	61	0
Denchhukha	6	7	0	0	11	0
Chengmari	0	0	0	0	0	0
Chargharay	0	0	0	0	0	0
Biru	0	0	0	0	0	0
Tendruk	5	8	0	0	0	0
Total	147	79	0	1	72	0

Pig, and Poultry (Local and Improved) by Geog

Category Geog	LOCAL		IMPROVED	
	Male	Female	Male	Female
Pig				
Pagli	45	27	26	20
Bangra	128	52	3	2
Biru	47	13	2	4
Chargharay	80	37	9	11
Chengmari	57	11	20	17
Denchhukha	106	109	0	0
Dorokha	166	147	29	32
Samtse	51	36	4	4
Sipsu	41	19	9	11
Tading	141	51	9	10
Tendruk	99	33	1	1
Ugyentse	23	0	7	8
Yoeseltse	42	20	32	23
Namgaye	17	12	4	3
Dungtoe	111	119	0	0
Total	1154	686	155	146
Poultry				
Chargharay	525	1022	0	0
Ugyentse	377	667	0	0
Tendruk	780	968	0	0
Tading	600	3468	4	35
Sipsu	625	1180	0	0
Samtse	473	2158	4	7
Pagli	1325	3075	0	0
Namgaye	742	1740	4	2
Dungtoe	174	277	0	0
Dorokha	682	1172	1	4
Chengmari	372	619	1	5
Biru	821	1792	0	0
Bangra	522	1108	0	3
Yoeseltse	923	1453	0	0
Denchhukha	959	1095	0	0
Total	9900	21794	14	56

Sheep, Goat and Cat by Geog

Geog	SHEEP		GOAT		CAT	
	Male	Female	Male	Female	Male	Female
Yoeseltse	37	226	307	534	77	124
Ugyentse	71	131	230	247	24	45
Tendruk	213	293	405	541	131	181

Livestock Population and Production (2008)

Geog	SHEEP		GOAT		CAT	
	Male	Female	Male	Female	Male	Female
Tading	186	471	496	817	106	217
Sipsu	0	0	345	324	105	110
Samtse	22	113	240	621	102	187
Pagli	43	57	600	1033	92	173
Namgaye	130	474	201	362	80	140
Dungtoe	49	101	9	11	52	63
Dorokha	67	70	496	523	214	172
Denchhukha	97	111	804	876	133	104
Chengmari	39	105	260	403	80	112
Chargharay	31	103	446	734	103	163
Biru	164	278	463	452	122	150
Bangra	126	92	582	436	110	119
Total	1275	2625	5884	7914	1531	2060

Dog Population by Pet and Stray geog wise

Geog	PET		STRAY	
	Male	Female	Male	Female
Yoeseltse	146	69	2	2
Ugyentse	68	44	0	0
Tendruk	119	71	3	0
Tading	230	136	23	18
Sipsu	121	32	2	2
Samtse	216	137	89	66
Pagli	241	135	35	22
Namgaye Chholing	101	62	19	9
Dungtoe	184	209	0	0
Dorokha	187	182	0	0
Denchhukha	131	98	23	12
Chengmari	139	76	12	3
Chargharay	112	101	38	31
Biru	144	89	0	4
Bangra	111	69	3	0
Total	2250	1510	249	169

Dairy Products Produced, Consumed and Sold by Geog

Milk in (liters) and Cheese and Butter in (Kg)

Category	Produced	Consumed	Sold
Geog			
Butter			
Pagli	642.00	158.00	490.00
Bangra	3,454.50	1,393.00	2,239.50
Biru	3,092.00	2,307.00	774.00

Livestock Population and Production (2008)

Category			
Geog	Produced	Consumed	Sold
Chargharay	1,534.00	643.00	895.00
Chengmari	5,066.00	1,993.00	3,073.00
Denchhukha	1,717.50	1,163.00	555.00
Dorokha	3,052.25	1,189.00	3,764.00
Namgaye Chholing	2,442.00	1,194.00	1,416.00
Samtse	5,900.00	4,519.00	7,077.00
Sipsu	3,070.00	3,652.00	1,192.00
Tading	3,057.00	2,277.00	1,671.00
Tendruk	3,139.00	1,602.50	1,155.00
Ugyentse	1,521.00	292.00	1,229.00
Yoeseltse	1,349.50	711.50	782.00
Dungtoe	3,070.00	3,652.00	1,192.00
Total	42,106.75	26,746.00	27,504.50
Cheese			
Tendruk	5,037.75	2,288.08	2,648.50
Ugyentse	37,731.00	6,935.00	30,440.00
Bangra	3,164.00	1,297.00	7,498.00
Tading	1,398.00	937.00	1,014.00
Sipsu	10,053.00	1,940.00	6,237.00
Samtse	5,020.00	2,498.50	3,199.00
Pagli	1,287.00	318.00	974.00
Yoeseltse	23,102.00	10,328.00	2,873.00
Dungtoe	10,053.00	1,940.00	6,237.00
Dorokha	2,757.25	1,241.00	1,843.50
Denchhukha	1,262.00	962.75	377.25
Chengmari	6,844.50	2,020.50	4,502.00
Chargharay	1,481.00	521.00	873.00
Biru	1,601.00	730.00	787.00
Namgaye Chholing	2,083.00	618.00	1,613.00
Total	112,874.50	34,574.83	71,116.25
Milk			
Tendruk	77,331.00	25,483.00	840.00
Biru	98,042.00	98,042.00	0.00
Chargharay	79,848.00	19,213.00	0.00
Chengmari	151,733.00	76,095.00	3,215.00
Denchhukha	27,992.00	6,375.00	0.00
Dorokha	24,942.00	8,993.00	0.00
Dungtoe	101,863.00	34,069.00	30,309.00
Namgaye Chholing	94,759.00	28,955.00	3,452.00
Pagli	13,050.00	3,252.00	1,024.00
Samtse	355,435.78	56,276.00	124,042.00
Yoeseltse	62,445.10	19,600.60	1,397.50
Tading	123,039.00	125,214.00	11,042.00
Ugyentse	45,424.00	21,910.00	1,274.00
Bangra	292,408.00	128,037.00	0.00
Sipsu	101,863.00	34,069.00	30,309.00
Total	1,650,174.88	685,583.60	206,904.50

Note: Milk Produced and Sold at the National Jersey Breeding farm is included under Samtse Geog (Samtse Dzongkhag)

Meat produced by geog in (Kg)

Geog	Pork	Beef	Yak	Mutton	Chicken	Fish
Bangra	1,887.00	200.00	0.00	3,312.00	1,053.50	0.00
Biru	676.00	0.00	0.00	3,029.00	276.00	174.00
Chargharay	1,308.00	15,634.00	0.00	4,031.00	3,819.00	58.00
Chengmari	1,415.00	720.00	0.00	1,265.00	8,210.00	136.00
Denchhukha	2,457.00	0.00	0.00	3,935.00	2,579.00	0.00
Dorokha	2,696.00	1,355.00	0.00	1,442.50	1,410.00	0.00
Dungtoe	1,020.00	0.00	0.00	1,007.00	685.00	28.00
Namgaye Chholing	278.00	52.00	0.00	2,826.00	3,138.00	7.00
Pagli	2,976.00	1,319.00	0.00	1,905.00	3,894.00	50.00
Samtse	10,071.00	0.00	0.00	7,945.00	3,063.00	167.00
Sipsu	1,020.00	0.00	0.00	1,007.00	685.00	28.00
Tading	5,908.00	405.00	0.00	2,236.00	6,203.00	0.00
Tendruk	110.00	0.00	0.00	749.00	1,927.00	0.00
Ugyentse	525.00	0.00	0.00	1,569.00	1,687.00	0.00
Yoeseltse	0.00	0.00	0.00	399.00	2,231.00	82.00
Total	32,347.	19,685.00	0.00	36,657.50	40,860.50	730.00

Meat product sold by geog (Kg)

Geog	Pork	Beef	Yak	Mutton	Chicken	Fish
Yoeseltse	702.00	0.00	0.00	263.00	862.00	54.00
Ugyentse	440.00	0.00	0.00	708.00	211.00	0.00
Tendruk	40.00	0.00	0.00	765.00	28.00	0.00
Tading	4,297.00	0.00	0.00	1,537.00	2,715.00	10.00
Sipsu	651.00	0.00	0.00	598.00	108.00	20.00
Samtse	2,825.00	0.00	0.00	3,957.00	827.00	142.00
Pagli	1,933.00	0.00	0.00	2,801.00	1,454.00	0.00
Namgaye	184.00	0.00	0.00	444.00	943.00	7.00
Dungtoe	651.00	0.00	0.00	598.00	108.00	20.00
Dorokha	1,849.00	1,000.00	0.00	980.00	617.00	0.00
Denchhukha	965.00	0.00	0.00	1,587.00	483.00	0.00
Chengmari	1,251.00	780.00	0.00	423.00	5,554.00	75.00
Chargharay	1,164.00	15,631.00	0.00	3,760.00	3,069.00	36.00
Biru	0.00	1,484.00	0.00	2,558.00	160.00	112.00
Bangra	900.00	0.00	0.00	1,916.00	40.00	0.00
Total	17,852.00	18,895.00	0.00	22,895.00	17,179.00	476.00

Wool, Eggs and chugo produced and sold by geog

Geog	PRODUCED		SOLD		
	Egg (Dz)	Wool	Egg (Dz)	Wool (kg)	Chugo (kg)
Bangra	977.50	97.00	189.58	131.50	0.00
Biru	544.67	55.00	296.42	0.00	0.00
Chargharay	2,139.75	104.00	1,260.17	0.00	0.00
Chengmari	785.75	66.25	91.25	0.00	0.00
Denchhukha	811.67	127.00	67.92	0.00	0.00

Livestock Population and Production (2008)

Geog	PRODUCED		SOLD		
	Egg (Dz)	Wool	Egg (Dz)	Wool (kg)	Chugo (kg)
Dorokha	1,368.25	63.50	459.75	0.00	0.00
Dungtoe	113.75	0.00	53.33	0.00	0.00
Namgaye Chholing	2,082.50	410.00	508.67	52.00	0.00
Pagli	1,440.00	58.00	24.17	0.00	0.00
Samtse	2,825.83	24.50	786.00	0.00	0.00
Sipsu	113.75	0.00	53.33	0.00	0.00
Tading	1,749.33	367.00	414.50	0.00	0.00
Tendruk	1,394.75	306.70	370.83	105.00	0.00
Ugyentse	565.25	23.00	370.58	0.00	0.00
Yoeseltse	1,313.00	32.00	156.17	0.00	0.00
Total	18,225.75	1,733.95	5,102.67	288.50	0.00

Sarpang Dzongkhag**Breed and category wise Cattle, Yak and Buffalo by Geog**

Breed Geog	Young		Heifer	Milch	Dry	Brd. Bull	Bullock
	Male	Female					
BsCross							
Bhur	0	0	0	0	0	0	0
Chhuzargang	0	0	0	0	0	0	0
Dekiling	0	0	0	0	0	0	0
Doban	5	7	12	4	5	1	0
Gelephu	0	0	0	0	0	0	0
Hiley	0	0	0	0	0	0	0
Jigmechoeling	2	3	6	2	0	1	0
Senge	0	0	0	0	0	0	0
Serzhong	0	0	0	0	0	0	0
Shompangkha	0	0	0	0	0	0	0
Taraythang	0	0	0	0	0	0	0
Umling	0	0	0	0	0	0	0
Total	7	10	18	6	5	2	0
BsPure							
Bhur	0	0	0	0	0	0	0
Chhuzargang	0	0	0	0	0	0	0
Dekiling	0	0	0	0	0	0	0
Doban	0	0	0	0	0	0	0
Gelephu	0	0	0	0	0	0	0
Hiley	0	0	0	0	0	0	0
Jigmechoeling	0	0	0	0	0	0	0
Senge	0	0	0	0	0	0	0
Serzhong	0	0	0	0	0	0	0
Shompangkha	0	0	0	0	0	0	0
Taraythang	0	0	0	0	0	0	0
Umling	0	0	0	0	0	0	0
Total	0	0	0	0	0	0	0
Jersey Cross							
Bhur	18	29	50	44	18	17	7
Chhuzargang	54	56	54	50	58	1	31
Dekiling	57	64	94	32	77	23	36
Doban	20	28	34	54	11	7	18
Gelephu	141	211	149	291	103	18	46
Hiley	39	63	36	62	35	1	46
Jigmechoeling	12	22	8	43	23	2	14
Senge	19	22	27	26	16	1	29
Serzhong	18	14	7	22	21	6	4
Shompangkha	13	22	49	34	32	10	2
Taraythang	5	2	0	2	5	0	10
Umling	45	40	35	50	28	2	31
Total	441	573	543	710	427	88	274
Jersey Pure							
Bhur	0	0	0	0	0	0	0
Chhuzargang	0	0	0	0	0	1	0
Dekiling	0	0	0	0	0	3	0

Livestock Population and Production (2008)

Breed Geog	Young		Heifer	Milch	Dry	Brd. Bull	Bullock
	Male	Female					
Doban	0	0	0	0	0	1	0
Gelephu	0	0	0	0	0	0	0
Hiley	0	0	0	0	0	1	0
Jigmechoeling	0	0	0	0	0	0	0
Senge	0	0	0	0	0	0	0
Serzhong	0	0	0	0	0	1	0
Shompangkha	0	0	0	1	0	1	0
Taraythang	0	0	0	0	0	0	0
Umling	0	0	0	0	0	2	0
Total	0	0	0	1	0	10	0
Mithun							
Bhur	0	0	1	39	34	1	2
Chhuzargang	3	2	3	8	3	0	26
Dekiling	5	7	13	34	21	1	32
Doban	62	82	84	172	73	0	68
Gelephu	3	1	2	5	7	10	11
Hiley	0	0	0	0	0	0	0
Jigmechoeling	64	74	98	132	76	0	76
Senge	0	0	0	0	0	0	0
Serzhong	0	0	0	2	5	1	0
Shompangkha	1	1	2	4	1	0	0
Taraythang	0	0	0	0	0	0	0
Umling	5	7	6	19	19	0	30
Total	143	174	209	415	239	13	245
Mithun Pure							
Bhur	0	0	0	0	0	0	0
Chhuzargang	0	0	0	0	0	0	0
Dekiling	0	0	0	0	0	0	0
Doban	0	0	0	0	0	3	0
Gelephu	0	0	0	0	0	0	0
Hiley	0	0	0	0	0	0	0
Jigmechoeling	0	0	0	0	0	3	0
Senge	0	0	0	0	0	0	0
Serzhong	0	0	0	0	0	0	0
Shompangkha	0	0	0	0	0	0	0
Taraythang	0	0	0	0	0	0	0
Umling	0	0	0	0	0	0	0
Total	0	0	0	0	0	6	0
Nublang							
Bhur	117	147	299	236	226	0	543
Chhuzargang	133	123	116	175	166	0	333
Dekiling	211	241	123	243	352	63	445
Doban	300	319	637	592	359	71	700
Gelephu	127	115	114	188	131	16	456
Hiley	241	244	277	300	282	19	65
Jigmechoeling	245	342	589	675	342	78	674

Livestock Population and Production (2008)

Breed Geog	Young		Heifer	Milch	Dry	Brd. Bull	Bullock
	Male	Female					
Senge	72	77	155	96	165	0	291
Serzhong	122	118	109	141	203	24	241
Shompangkha	36	39	120	77	95	110	204
Taraythang	10	9	0	0	21	0	20
Umling	76	53	76	118	108	0	229
Total	1690	1827	2615	2841	2450	381	4201
Others							
Bhur	0	0	0	0	3	1	0
Chhuzargang	6	7	8	6	7	0	6
Dekiling	0	0	0	0	0	0	0
Doban	14	14	8	10	2	0	2
Gelephu	1	0	8	6	0	0	4
Hiley	0	0	0	0	0	0	0
Jigmechoeling	4	7	9	24	7	3	33
Senge	0	0	0	1	1	0	2
Serzhong	0	0	0	0	0	0	0
Shompangkha	0	0	0	0	0	0	0
Taraythang	0	0	0	0	0	0	0
Umling	0	0	0	0	0	0	0
Total	25	28	33	47	20	4	47
Yak							
Bhur	0	0	0	0	0	0	0
Chhuzargang	0	0	0	0	0	0	0
Dekiling	0	0	0	0	0	0	0
Doban	0	0	0	0	0	0	0
Gelephu	0	0	0	0	0	0	0
Hiley	0	0	0	0	0	0	0
Jigmechoeling	0	0	0	0	0	0	0
Senge	0	0	0	0	0	0	0
Serzhong	0	0	0	0	0	0	0
Shompangkha	0	0	0	0	0	0	0
Taraythang	0	0	0	0	0	0	0
Umling	0	0	0	0	0	0	0
Total	0	0	0	0	0	0	0

Horse (Local and Improved), Mule and Donkey by Geog

Category Geog	LOCAL		IMPROVED		Mule	Donkey
	Male	Female	Male	Female		
Horse						
Serzhong	0	0	0	0	0	0
Bhur	0	0	0	0	0	0
Umling	3	0	0	0	0	0
Shompangkha	1	0	0	0	0	0
Senge	4	5	0	0	0	0
Jigmechoeling	6	12	0	0	0	0
Hiley	32	90	0	0	0	0

Category Geog	LOCAL		IMPROVED		Mule	Donkey
	Male	Female	Male	Female		
Gelephu	0	0	0	0	0	0
Doban	76	49	4	0	4	0
Dekiling	0	0	0	0	0	0
Chhuzargang	0	0	0	0	0	0
Taraythang	0	0	0	0	0	0
Total	122	156	4	0	4	0

Pig, and Poultry (Local and Improved) by Geog

Category Geog	LOCAL		IMPROVED	
	Male	Female	Male	Female
Pig				
Jigmechoeling	21	22	0	0
Hiley	117	10	13	3
Bhur	92	20	5	2
Chhuzargang	48	30	98	3
Dekiling	45	53	6	13
Doban	73	30	1	0
Senge	66	13	0	0
Serzhong	8	13	7	20
Shompangkha	71	13	8	5
Taraythang	0	0	3	1
Umling	45	51	15	6
Gelephu	46	47	58	416
Total	632	302	214	469
Poultry				
Dekiling	345	452	12	560
Taraythang	19	42	0	0
Shompangkha	263	449	10	316
Serzhong	255	541	0	59
Senge	131	575	1	0
Jigmechoeling	1624	1625	0	0
Hiley	457	847	4	216
Doban	307	999	0	0
Umling	267	477	0	132
Chhuzargang	50	700	0	1267
Bhur	490	1199	7	4538
Gelephu	195	1132	36	5585
Total	4403	9038	70	12673

Note: Pig population at the RPPBC (Gelegphug) is included under Gelephu geog (Sarpang Dzongkhag)

Sheep, Goat and Cat by Geog

Geog	SHEEP		GOAT		CAT	
	Male	Female	Male	Female	Male	Female
Umling	33	67	0	0	44	38
Taraythang	0	0	2	3	5	5
Shompangkha	14	39	87	90	40	54
Serzhong	0	0	0	4	107	72
Senge	17	43	91	79	14	38
Jigmechoeling	0	0	332	330	0	0
Hiley	10	33	193	170	77	125
Gelephu	25	44	411	342	73	124
Doban	64	125	265	330	78	116
Dekiling	13	23	56	132	98	121
Chhuzargang	15	14	51	74	88	81
Bhur	45	90	99	128	74	103
Total	236	478	1587	1682	698	877

Dog Population (Pet and Stray) by geog

Geog	PET		STRAY	
	Male	Female	Male	Female
Umling	21	38	0	0
Taraythang	0	0	0	0
Shompangkha	67	37	6	0
Serzhong	38	30	13	10
Senge	36	37	7	0
Jigmechoeling	0	0	0	0
Hiley	92	34	58	25
Gelephu	124	70	22	10
Doban	92	93	0	0
Dekiling	42	44	15	24
Chhuzargang	15	40	30	35
Bhur	6	3	77	55
Total	533	426	228	159

Dairy Products Produced, Consumed and Sold by Geog

Milk in (liters) and Cheese and Butter in (Kg)

Category	Produced	Consumed	Sold
Geog			
Butter			
Jigmechoeling	8,307.00	1,246.00	7,061.00
Bhur	4,363.50	2,667.60	1,294.50
Chhuzargang	160.00	98.00	53.00
Dekiling	7,510.00	1,191.00	5,618.50
Doban	1,542.00	200.00	1,342.00

Category			
Geog	Produced	Consumed	Sold
Hiley	6,228.00	5,221.00	929.00
Senge	19.00	328.00	0.00
Serzhong	2,171.00	855.00	1,319.00
Shompangkha	1,385.00	684.00	2,608.00
Taraythang	0.00	0.00	0.00
Umling	0.00	0.00	0.00
Gelephu	4,554.50	2,169.50	2,028.00
Total	36,240.00	14,660.10	22,253.00
Cheese			
Shompangkha	15,486.00	6,648.00	5,522.00
Taraythang	0.00	0.00	0.00
Bhur	34,186.00	12,609.00	19,905.00
Serzhong	15,749.00	6,766.00	7,763.00
Senge	1,134.00	80.00	48.00
Jigmechoeling	40,573.00	8,114.00	32,459.00
Hiley	9,354.00	3,916.00	5,709.00
Gelephu	9,549.00	4,008.00	4,522.00
Doban	41,280.00	8,455.00	32,825.00
Dekiling	9,540.00	1,270.00	7,199.00
Chhuzargang	1,225.00	523.00	699.00
Umling	0.00	0.00	0.00
Total	178,076.00	52,389.00	116,651.00
Milk			
Shompangkha	66,849.00	23,825.00	5,985.00
Chhuzargang	1,827.00	475.20	39.50
Dekiling	156,185.00	14,618.00	14,618.50
Doban	34,572.00	1,200.00	0.00
Gelephu	336,838.00	69,408.00	120,315.00
Hiley	83,997.00	48,746.00	7,120.00
Jigmechoeling	168,499.00	33,699.00	134,800.00
Umling	0.00	0.00	0.00
Serzhong	36,528.00	0.00	0.00
Taraythang	0.00	0.00	0.00
Bhur	79,836.00	15,791.00	1,806.00
Senge	30,360.00	13,070.00	0.00
Total	995,491.00	220,832.20	284,684.00

Meat produced by geog in (Kg)

Geog	Pork	Beef	Yak	Mutton	Chicken	Fish
Bhur	3,012.00	30.00	0.00	528.00	3,398.00	0.00
Chhuzargang	4,756.00	467.00	0.00	199.00	4,965.00	762.00
Dekiling	5,913.00	560.00	0.00	4,326.00	9,677.00	432.00

Livestock Population and Production (2008)

Geog	Pork	Beef	Yak	Mutton	Chicken	Fish
Doban	405.00	146,400.00	0.00	5,685.00	3,432.00	1,800.00
Gelephu	2,410.00	100.00	0.00	1,524.00	498.00	660.00
Hiley	5,196.00	50.00	0.00	5,644.00	2,683.50	255.00
Jigmechoeling	3,741.00	1,140.00	0.00	0.00	0.00	0.00
Senge	1,158.00	2,751.00	0.00	412.00	1,389.00	265.00
Serzhong	2,545.00	2,980.00	0.00	0.00	0.00	330.00
Shompangkha	2,441.00	169.00	0.00	543.00	3,511.00	2,714.00
Taraythang	0.00	0.00	0.00	0.00	0.00	0.00
Umling	0.00	0.00	0.00	0.00	0.00	0.00
Total	31,577.	154,647.00	0.00	18,861.00	29,553.50	7,218.00

Meat product sold by geog (Kg)

Geog	Pork	Beef	Yak	Mutton	Chicken	Fish
Umling	0.00	0.00	0.00	0.00	0.00	0.00
Taraythang	0.00	0.00	0.00	0.00	0.00	0.00
Shompangkha	2,015.00	0.00	0.00	393.00	1,688.00	100.00
Serzhong	2,545.00	2,980.00	0.00	0.00	0.00	330.00
Senge	1,143.00	2,405.00	0.00	241.00	220.00	206.00
Jigmechoeling	0.00	0.00	0.00	0.00	0.00	0.00
Hiley	1,729.00	0.00	0.00	446.00	185.50	100.00
Gelephu	2,514.00	0.00	0.00	1,592.00	378.00	435.00
Doban	0.00	146,400.00	0.00	4,200.00	0.00	3,000.00
Dekiling	5,422.00	865.00	0.00	3,654.00	7,504.00	260.00
Chhuzargang	4,104.00	405.00	0.00	55.00	4,080.00	683.00
Bhur	2,135.00	0.00	0.00	205.00	60.00	0.00
Total	21,607.00	153,055.00	0.00	10,786.00	14,115.50	5,114.00

Wool, Eggs and chugo produced and sold by geog

Geog	PRODUCED		SOLD		
	Egg (Dz)	Wool	Egg (Dz)	Wool (kg)	Chugo (kg)
Bhur	70,145.50	0.00	65,853.50	0.00	0.00
Chhuzargang	694.92	0.00	531.08	0.00	0.00
Dekiling	17,231.17	0.00	1,812.83	0.00	0.00
Doban	483.33	35.00	66.67	0.00	0.00
Gelephu	39,729.67	0.00	33,886.00	0.00	0.00
Hiley	1,335.00	3.00	28.33	0.00	0.00
Jigmechoeling	4,432.50	0.00	0.00	0.00	0.00
Senge	507.17	30.00	103.17	0.00	0.00
Serzhong	5,157.75	0.00	3,459.50	0.00	0.00
Shompangkha	11,614.25	0.00	4,305.25	0.00	0.00
Taraythang	0.00	0.00	0.00	0.00	0.00
Umling	0.00	0.00	0.00	0.00	0.00
Total	151,331.25	68.00	110,046.33	0.00	0.00

Thimphu Dzongkhag**Breed and category wise Cattle, Yak and Buffalo by Geog**

Breed Geog	Young		Heifer	Milch	Dry	Brd. Bull	Bullock
	Male	Female					
BsCross							
Chang	0	0	0	0	0	0	0
Dagala	0	0	0	0	0	0	0
Genye	0	0	0	0	0	0	0
Kawang	0	1	0	1	1	1	0
Lingzhi	0	0	0	0	0	0	0
Mewang	0	0	2	12	2	0	8
Naro	0	0	0	0	0	0	0
Soe	0	0	0	0	0	0	0
Total	0	1	2	13	3	1	8
BsPure							
Chang	0	0	0	0	0	0	0
Dagala	0	0	0	0	0	0	0
Genye	0	0	0	0	0	0	0
Kawang	0	0	0	0	0	0	0
Lingzhi	0	0	0	0	0	0	0
Mewang	0	0	0	0	0	0	0
Naro	0	0	0	0	0	0	0
Soe	0	0	0	0	0	0	0
Total	0	0	0	0	0	0	0
Jersey Cross							
Chang	39	71	64	94	65	13	13
Dagala	0	0	0	0	0	0	0
Genye	15	33	26	41	9	2	25
Kawang	49	71	80	106	67	4	63
Lingzhi	0	0	0	0	0	0	0
Mewang	93	123	111	146	100	16	126
Naro	0	0	0	0	0	0	0
Soe	0	0	0	0	0	0	0
Total	196	298	281	387	241	35	227
Jersey Pure							
Chang	8	8	6	19	9	10	0
Dagala	0	0	0	0	0	0	0
Genye	0	0	0	0	0	0	0
Kawang	0	3	1	4	1	0	0
Lingzhi	0	0	0	0	0	0	0
Mewang	0	0	0	2	0	0	0
Naro	0	0	0	0	0	0	0
Soe	0	0	0	0	0	0	0
Total	8	11	7	25	10	10	0
Mithun							
Chang	0	0	4	5	6	0	0
Dagala	0	0	0	0	0	0	0
Genye	0	0	1	5	5	0	35

Livestock Population and Production (2008)

Breed Geog	Young		Heifer	Milch	Dry	Brd. Bull	Bullock
	Male	Female					
Kawang	25	35	35	68	42	0	61
Lingzhi	0	0	0	0	0	0	0
Mewang	11	22	7	11	8	7	10
Naro	0	0	0	0	0	0	0
Soe	0	0	0	0	0	0	0
Total	36	57	47	89	61	7	106
Mithun Pure							
Chang	3	0	0	0	0	2	0
Dagala	0	0	0	0	0	0	0
Genye	0	0	0	0	0	0	0
Kawang	0	0	0	0	0	0	0
Lingzhi	0	0	0	0	0	0	0
Mewang	0	0	0	0	0	2	0
Naro	0	0	0	0	0	0	0
Soe	0	0	0	0	0	0	0
Total	3	0	0	0	0	4	0
Nublang							
Chang	2	1	3	3	7	2	2
Dagala	0	0	0	0	0	0	0
Genye	0	0	0	0	0	0	0
Kawang	50	38	65	97	79	0	143
Lingzhi	0	0	0	0	0	0	0
Mewang	31	36	45	53	68	4	66
Naro	0	0	0	0	0	0	0
Soe	0	0	0	0	0	0	0
Total	83	75	113	153	154	6	211
Others							
Chang	0	0	0	0	0	0	0
Dagala	0	0	0	0	0	0	0
Genye	0	0	0	0	0	0	0
Kawang	0	0	0	0	0	0	0
Lingzhi	0	0	0	0	0	0	0
Mewang	0	0	0	0	0	0	0
Naro	0	0	0	0	0	0	0
Soe	0	0	0	0	0	0	0
Total	0	0	0	0	0	0	0
Yak							
Chang	0	0	0	0	0	0	0
Dagala	471	490	211	856	465	84	748
Genye	0	0	0	0	0	0	0
Kawang	0	0	0	0	0	0	0
Lingzhi	409	477	159	839	392	94	1009
Mewang	10	15	17	22	15	2	11
Naro	243	264	289	724	306	30	735
Soe	264	288	78	442	130	437	47
Total	1397	1534	754	2883	1308	647	2550

Note: Mithun Pure, Jersey Pure and Jersey Cross population at NLBP (Wangchutaba) is included under Chang geog (Thimphu Dzongkhag)

Horse (Local and Improved), Mule and Donkey by Geog

Category Geog	LOCAL		IMPROVED		Mule	Donkey
	Male	Female	Male	Female		
Horse						
Kawang	10	9	12	7	0	0
Genye	28	45	2	0	20	1
Lingzhi	230	124	0	0	83	1
Soe	87	48	0	0	69	1
Mewang	11	12	3	3	15	2
Naro	83	77	5	1	19	4
Chang	6	5	0	0	0	33
Dagala	67	56	3	3	15	0
Total	522	376	25	14	221	42

Pig and Poultry (Local and Improved) by Geog

Category Geog	LOCAL		IMPROVED	
	Male	Female	Male	Female
Pig				
Soe	0	0	0	0
Dagala	0	0	0	0
Kawang	7	7	10	4
Lingzhi	0	0	0	0
Mewang	13	15	58	92
Naro	0	0	0	0
Chang	6	9	171	546
Genye	17	18	12	12
Total	43	49	251	654
Poultry				
Chang	18	45	19	243
Dagala	1	11	0	0
Kawang	54	215	23	309
Genye	44	96	1	34
Lingzhi	0	0	0	0
Soe	0	0	0	0
Mewang	54	309	74	544
Naro	0	0	1	10
Total	171	676	118	1140

Note: Pig population at the National Pig breeding centre (Serbithang) is included under Chang geog (Thimphu Dzongkhag)

Sheep, Goat and Cat by Geog

Geog	SHEEP		GOAT		CAT	
	Male	Female	Male	Female	Male	Female
Soe	0	0	0	0	8	6
Naro	0	0	4	1	1	4
Mewang	0	0	7	4	64	63
Lingzhi	0	0	0	0	10	7

Geog	SHEEP		GOAT		CAT	
	Male	Female	Male	Female	Male	Female
Kawang	0	0	0	0	65	41
Genye	0	0	0	0	48	38
Dagala	6	9	0	0	1	2
Chang	3	0	6	8	33	34
Total	9	9	17	13	230	195

Dog Population by Pet and Stray geog wise

Geog	PET		STRAY	
	Male	Female	Male	Female
Soe	28	9	0	0
Naro	18	12	0	0
Mewang	83	103	102	125
Lingzhi	69	19	7	4
Kawang	67	38	84	62
Genye	55	39	8	8
Dagala	24	9	2	3
Chang	50	31	123	109
Total	394	260	326	311

Dairy Products Produced, Consumed and Sold by Geog

Milk in (liters) and Cheese and Butter in (Kg)

Category			
Geog	Produced	Consumed	Sold
Butter			
Soe	3,404.00	417.00	1,840.00
Dagala	9,450.00	2,523.00	4,567.00
Kawang	1,334.00	335.00	1,014.00
Lingzhi	0.00	0.00	44.00
Mewang	0.00	0.00	21,380.00
Naro	7,808.00	645.00	733.00
Chang	1,899.00	1,368.00	531.00
Genye	2,451.00	2,043.00	410.00
Total	26,346.00	7,331.00	30,519.00
Cheese			
Mewang	0.00	0.00	22,340.00
Naro	16,073.00	0.00	0.00
Dagala	18,945.00	2,432.00	0.00
Soe	5,965.00	328.00	0.00
Chang	2,279.00	1,354.00	925.00
Lingzhi	0.00	0.00	0.00
Genye	3,498.00	2,292.00	1,358.00
Kawang	11,325.00	2,845.00	7,520.00
Total	58,085.00	9,251.00	32,143.00

Category	Produced	Consumed	Sold
Geog			
Milk			
Dagala	156,480.00	960.00	0.00
Naro	195,192.00	7,674.00	0.00
Mewang	0.00	0.00	568,690.00
Soe	71,604.00	2,770.00	0.00
Lingzhi	0.00	0.00	0.00
Genye	48,702.00	0.00	0.00
Kawang	102,030.00	1,550.00	0.00
Chang	113,157.20	6,515.00	39,481.20
Total	687,165.20	19,469.00	608,171.20

Meat produced by geog in (Kg)

Geog	Pork	Beef	Yak	Mutton	Chicken	Fish
Chang	1,250.00	1,950.00	0.00	0.00	0.00	0.00
Dagala	0.00	0.00	15,650.0	0.00	0.00	0.00
Genye	1,690.00	3,055.00	0.00	0.00	0.00	0.00
Kawang	0.00	0.00	0.00	0.00	0.00	0.00
Lingzhi	0.00	0.00	0.00	0.00	0.00	0.00
Mewang	16,720.00	0.00	0.00	0.00	0.00	0.00
Naro	0.00	0.00	2,950.00	0.00	0.00	0.00
Soe	0.00	0.00	0.00	0.00	0.00	0.00
Total	19,660.	5,005.00	18,600.00	0.00	0.00	0.00

Meat product sold by geog in (Kg)

Geog	Pork	Beef	Yak	Mutton	Chicken	Fish
Soe	0.00	0.00	0.00	0.00	0.00	0.00
Naro	0.00	0.00	2,950.00	0.00	0.00	0.00
Mewang	15,975.00	0.00	0.00	0.00	0.00	0.00
Lingzhi	0.00	0.00	0.00	0.00	0.00	0.00
Kawang	0.00	0.00	0.00	0.00	0.00	0.00
Genye	550.00	1,388.00	0.00	0.00	0.00	0.00
Dagala	0.00	0.00	15,650.00	0.00	0.00	0.00
Chang	750.00	650.00	0.00	0.00	0.00	0.00
Total	17,275.00	2,038.00	18,600.00	0.00	0.00	0.00

Wool, Eggs and chugo produced and sold by geog

Geog	PRODUCED		SOLD		
	Egg (Dz)	Wool	Egg (Dz)	Wool (kg)	Chugo (kg)
Chang	3,600.00	0.00	1,860.42	0.00	0.00
Dagala	22.50	30.00	6.17	0.00	16,278.0
Genye	284.50	0.00	85.08	0.00	0.00
Kawang	0.00	0.00	5,470.00	0.00	0.00
Lingzhi	0.00	0.00	0.00	0.00	190.00
Mewang	2,302.92	0.00	2,565.42	0.00	2,500.00
Naro	0.00	361.00	0.00	0.00	4,760.00
Soe	0.00	0.00	0.00	0.00	5,525.00
Total	6,209.92	391.00	9,987.08	0.00	29,253.

Trongsa Dzongkhag**Breed and category wise Cattle, Yak and Buffalo by Geog**

Breed Geog	Young		Heifer	Milch	Dry	Brd. Bull	Bullock
	Male	Female					
BsCross							
Drakteng	107	51	88	63	62	1	47
Korphu	2	0	2	0	0	0	0
Langthil	1	3	0	2	1	0	1
Nubi	17	21	29	25	23	5	31
Tangsibjee	8	7	21	21	31	4	26
Total	135	82	140	111	117	10	105
BsPure							
Drakteng	0	0	0	0	0	0	0
Korphu	0	0	0	0	0	0	0
Langthil	0	0	0	0	0	0	0
Nubi	0	0	0	0	0	1	0
Tangsibjee	0	0	0	0	0	1	0
Total	0	0	0	0	0	2	0
Jersey Cross							
Drakteng	110	152	88	74	54	25	147
Korphu	10	6	9	17	9	8	2
Langthil	77	72	55	133	44	2	45
Nubi	46	61	53	103	50	5	27
Tangsibjee	75	75	87	104	87	14	54
Total	318	366	292	431	244	54	275
Jersey Pure							
Drakteng	0	0	0	0	0	1	0
Korphu	0	0	0	0	0	3	3
Langthil	0	0	0	0	0	0	0
Nubi	0	0	0	0	0	2	0
Tangsibjee	0	0	0	0	0	0	0
Total	0	0	0	0	0	6	3
Mithun Cross							
Drakteng	0	82	81	85	66	63	0
Korphu	0	19	19	38	41	46	33
Langthil	0	97	92	112	227	232	0
Nubi	0	11	13	22	36	9	0
Tangsibjee	0	13	10	22	26	28	1
Total	0	222	215	279	396	378	34
Mithun Pure							
Drakteng	0	0	0	0	0	3	0
Korphu	0	0	0	0	0	3	0
Langthil	0	0	0	0	0	12	0
Nubi	0	0	0	0	0	2	0
Tangsibjee	0	0	0	0	0	0	0
Total	0	0	0	0	0	20	0

Breed Geog	Young		Heifer	Milch	Dry	Brd. Bull	Bullock
	Male	Female					
Nublang							
Drakteng	302	344	217	203	254	37	509
Korphu	26	19	41	44	34	20	28
Langthil	233	250	168	319	519	0	515
Nubi	204	186	257	299	302	50	642
Tangsibjee	105	90	176	139	159	0	270
Total	870	889	859	1004	1268	107	1964
Others							
Drakteng	0	0	0	0	0	0	0
Korphu	0	0	0	0	0	0	0
Langthil	0	0	0	0	0	0	0
Nubi	0	0	0	0	0	0	0
Tangsibjee	0	0	0	0	0	0	0
Total	0	0	0	0	0	0	0
Yak							
Drakteng	152	0	0	0	0	0	0
Korphu	129	0	0	0	0	0	0
Langthil	346	0	0	0	0	0	0
Nubi	56	0	40	40	57	18	40
Tangsibjee	101	0	0	0	0	0	0
Total	784	0	40	40	57	18	40

Horse, Pig, and Poultry by Local and Improved by Geog

Category Geog	LOCAL		IMPROVED		Mule	Donkey
	Male	Female	Male	Female		
Horse						
Korphu	17	25	1	8	44	2
Langthil	34	72	0	0	11	1
Drakteng	69	47	12	16	0	0
Tangsibjee	0	0	0	2	0	0
Nubi	78	51	2	2	1	0
Total	198	195	15	28	56	3

Pig, and Poultry (Local and Improved) by Geog

Category Geog	LOCAL		IMPROVED	
	Male	Female	Male	Female
Pig				
Korphu	0	0	2	1
Langthil	0	0	16	24
Drakteng	72	101	82	109
Tangsibjee	0	0	6	9
Nubi	0	1	0	1
Total	72	102	106	144

Category Geog	LOCAL		IMPROVED	
	Male	Female	Male	Female
Poultry				
Korphu	114	290	0	8
Langthil	111	424	16	91
Drakteng	244	494	313	494
Tangsibjee	126	122	14	181
Nubi	16	60	1	134
Total	611	1390	344	908

Sheep, Goat and Cat by Geog

Geog	SHEEP		GOAT		CAT	
	Male	Female	Male	Female	Male	Female
Korphu	0	0	0	0	33	41
Langthil	0	0	0	0	59	40
Drakteng	73	190	0	0	84	112
Tangsibjee	0	0	0	0	71	100
Nubi	275	218	0	0	117	110
Total	348	408	0	0	364	403

Dog Population (Pet and Stray) by geog

Geog	PET		STRAY	
	Male	Female	Male	Female
Korphu	10	2	25	33
Langthil	19	10	40	47
Drakteng	0	0	99	94
Tangsibjee	22	20	0	0
Nubi	75	49	16	9
Total	126	81	180	183

Dairy Products Produced, Consumed and Sold by Geog

Milk in (liters) and Cheese and Butter in (Kg)

Category Geog	Produced	Consumed	Sold
Butter			
Korphu	519.70	401.70	0.00
Langthil	15,686.48	11,333.00	0.00
Drakteng	380.00	375.00	2,085.00
Tangsibjee	15,978.00	2,678.00	51,495.00
Nubi	18,033.70	12,499.00	780.00
Total	50,597.88	27,286.70	54,360.00

Livestock Population and Production (2008)

Category			
Geog	Produced	Consumed	Sold
Cheese			
Korphu	554.00	382.00	172.00
Langthil	17,927.40	11,214.00	6,713.40
Drakteng	4,316.00	4,239.00	77.00
Tangsibjee	25,107.00	6,607.00	18,500.00
Nubi	23,860.50	11,570.50	12,200.00
Total	71,764.90	34,012.50	37,662.40
Milk			
Korphu	12,984.00	0.00	0.00
Langthil	360,789.00	0.00	0.00
Drakteng	9,384.00	7,299.00	2,085.00
Tangsibjee	351,495.00	300,000.00	51,495.00
Nubi	370,585.00	69,400.00	780.00
Total	1,105,237.0	376,699.00	54,360.00

Meat produced by geog in (Kg)

Geog	Pork	Beef	Yak	Mutton	Chicken	Fish
Drakteng	7,818.00	1,342.00	0.00	0.00	0.00	0.00
Korphu	0.00	1,590.00	0.00	0.00	31.00	0.00
Langthil	820.00	82,500.00	0.00	0.00	0.00	0.00
Nubi	0.00	5,300.00	980.00	300.00	0.00	0.00
Tangsibjee	750.00	9,050.00	0.00	0.00	0.00	0.00
Total	9,388.00	99,782.00	980.00	300.00	31.00	0.00

Meat product sold geog wise(Kg)

Geog	Pork	Beef	Yak	Mutton	Chicken	Fish
Korphu	0.00	550.00	0.00	0.00	20.00	0.00
Langthil	437.50	20,326.00	0.00	0.00	0.00	0.00
Drakteng	3,906.00	1,111.00	0.00	0.00	0.00	0.00
Tangsibjee	700.00	3,890.00	0.00	0.00	0.00	0.00
Nubi	0.00	2,610.00	560.00	150.00	0.00	0.00
Total	5,043.50	28,487.00	560.00	150.00	20.00	0.00

Wool, Eggs and chugo produced and sold by geog

Geog	PRODUCED		SOLD		
	Egg (Dz)	Wool (kg)	Egg (Dz)	Wool (kg)	Chugo (kg)
Drakteng	2,965.42	134.00	1,936.58	77.00	0.00
Korphu	250.83	0.00	103.33	0.00	0.00
Langthil	8,079.25	0.00	1,986.17	0.00	0.00
Nubi	2,518.75	650.00	100.17	35.00	0.00
Tangsibjee	105.83	0.00	9.17	0.00	0.00
Total	13,920.08	784.00	4,135.42	112.00	0.00

Trashigang Dzongkhag**Breed and category wise Cattle, Yak and Buffalo by Geog**

Breed Geog	Young		Heifer	Milch	Dry	Brd. Bull	Bullock
	Male	Female					
BsCross							
Bartsham	0	0	0	0	0	0	0
Bidung	0	0	0	0	0	0	0
Kanglung	0	0	0	0	0	0	0
Kangpara	0	0	0	0	0	0	0
Khaling	0	0	0	0	0	0	0
Lumang	0	0	0	0	0	0	0
Merak	4	12	13	7	12	7	0
Phongme	0	0	0	0	0	0	0
Radi	0	0	0	0	0	0	0
Sakteng	2	6	4	2	0	0	0
Samkhar	7	6	0	0	0	0	0
Shongphu	0	0	0	0	0	0	0
Thrimshing	0	0	0	0	0	0	0
Udzorong	0	0	0	0	0	0	0
Yangnyer	0	0	0	0	0	0	0
Total	13	24	17	9	12	7	0
BsPure							
Bartsham	0	0	0	0	0	0	0
Bidung	0	0	0	0	0	0	0
Kanglung	0	0	0	0	0	0	0
Kangpara	0	0	0	0	0	0	0
Khaling	0	0	0	0	0	0	0
Lumang	0	0	0	0	0	0	0
Merak	0	0	0	0	0	2	0
Phongme	0	0	0	0	0	0	0
Radi	0	0	0	0	0	0	0
Sakteng	0	0	0	0	0	0	0
Samkhar	0	1	0	0	0	0	0
Shongphu	0	0	0	0	0	0	0
Thrimshing	0	0	0	0	0	0	0
Udzorong	0	0	0	0	0	0	0
Yangnyer	0	0	0	0	0	0	0
Total	0	1	0	0	0	2	0
Jersey Cross							
Bartsham	69	77	157	185	70	0	2
Bidung	41	49	55	82	37	0	0
Kanglung	34	36	77	112	112	0	0
Kangpara	9	11	41	39	12	4	8
Khaling	23	19	25	82	38	2	25
Lumang	23	27	45	53	36	2	3
Merak	0	2	2	3	1	0	0
Phongme	43	88	171	117	255	11	10
Radi	32	83	164	246	216	4	14

Livestock Population and Production (2008)

Breed Geog	Young		Heifer	Milch	Dry	Brd. Bull	Bullock
	Male	Female					
Sakteng	11	12	3	6	4	0	3
Samkhar	71	60	87	145	134	3	5
Shongphu	21	58	75	90	41	6	3
Thrimshing	15	8	22	53	41	2	0
Udzorong	84	46	57	27	40	2	0
Yangnyer	288	429	714	874	758	24	37
Total	764	1005	1695	2114	1795	60	110
Jersey Pure							
Bartsham	0	0	0	0	0	0	0
Bidung	0	0	0	0	0	0	0
Kanglung	1	2	0	5	0	1	0
Kangpara	2	0	0	0	0	2	0
Khaling	0	0	0	0	0	2	0
Lumang	0	0	1	1	1	3	0
Merak	0	0	0	0	0	0	0
Phongme	0	0	0	0	0	0	0
Radi	0	0	0	0	0	0	0
Sakteng	0	0	0	0	0	0	0
Samkhar	0	0	0	0	0	0	0
Shongphu	0	0	0	0	0	0	0
Thrimshing	0	0	0	0	0	1	0
Udzorong	0	0	0	0	0	0	0
Yangnyer	0	0	0	0	0	0	0
Total	3	2	1	6	1	9	0
Mithun							
Bartsham	73	113	157	125	86	1	135
Bidung	23	28	20	37	24	0	47
Kanglung	44	56	59	51	83	0	56
Kangpara	28	30	48	145	91	0	209
Khaling	24	18	33	141	95	0	126
Lumang	26	19	36	820	77	0	175
Merak	33	41	87	73	212	0	73
Phongme	26	42	46	51	44	0	56
Radi	24	33	39	46	20	5	398
Sakteng	21	39	31	39	12	4	3
Samkhar	41	36	56	91	77	0	141
Shongphu	45	22	40	106	65	0	165
Thrimshing	23	17	29	44	46	0	153
Udzorong	19	28	30	92	160	0	380
Yangnyer	70	95	92	95	110	0	82
Total	520	617	803	1956	1202	10	2199
Mithun Pure							
Bartsham	0	0	0	0	0	0	0
Bidung	0	0	0	0	0	0	0
Kanglung	0	0	0	0	0	0	0
Kangpara	0	0	0	0	0	5	0
Khaling	0	0	0	0	1	4	0

Livestock Population and Production (2008)

Breed Geog	Young		Heifer	Milch	Dry	Brd.	
	Male	Female				Bull	Bullock
Lumang	0	0	0	0	0	6	0
Merak	0	0	0	0	0	9	0
Phongme	0	0	0	0	0	4	0
Radi	0	0	0	0	0	0	0
Sakteng	0	0	0	0	0	0	0
Samkhar	0	0	0	0	0	1	0
Shongphu	0	0	0	0	0	2	0
Thrimshing	0	0	0	0	0	2	0
Udzorong	0	0	0	0	0	2	0
Yangnyer	0	0	0	0	0	0	0
Total	0	0	0	0	1	35	0
Nublang							
Bartsham	177	60	161	292	79	0	63
Bidung	46	51	37	53	36	0	22
Kanglung	166	85	51	72	66	0	0
Kangpara	97	135	318	244	285	15	447
Khaling	145	218	241	272	310	6	367
Lumang	117	154	213	211	213	8	148
Merak	71	138	290	392	958	37	637
Phongme	55	163	239	325	235	0	139
Radi	89	68	73	51	50	5	169
Sakteng	60	220	89	153	70	18	11
Samkhar	160	83	173	164	367	12	90
Shongphu	117	73	177	151	205	9	75
Thrimshing	71	83	107	99	132	5	122
Udzorong	253	252	373	247	430	125	104
Yangnyer	108	138	160	165	228	0	125
Total	1732	1921	2702	2891	3664	240	2519
Others							
Bartsham	0	0	0	0	0	0	0
Bidung	0	0	0	0	0	0	0
Kanglung	0	0	0	0	0	0	0
Kangpara	0	0	0	0	0	0	0
Khaling	0	0	0	0	0	0	0
Lumang	0	0	0	0	0	0	0
Merak	0	0	0	0	0	0	0
Phongme	0	0	0	0	0	0	0
Radi	0	0	0	0	0	0	0
Sakteng	0	0	0	0	0	0	0
Samkhar	0	0	0	0	0	0	0
Shongphu	0	0	0	0	0	0	0
Thrimshing	0	0	0	0	0	0	0
Udzorong	0	0	0	0	0	0	0
Yangnyer	0	0	0	0	0	0	0
Total	0	0	0	0	0	0	0

Note: The Nublang population in the National Nublang Breeding Farm is included under Lumang geog (Trashigang Dzongkhag)

Breed Geog	Young		Heifer	Milch	Dry	Brd. Bull	Bullock
	Male	Female					
Yak							
Bartsham	0	0	0	0	0	0	0
Bidung	0	0	0	0	0	0	0
Kanglung	0	0	0	0	0	0	0
Kangpara	3	1	0	2	0	0	0
Khaling	0	0	0	0	0	0	0
Lumang	0	0	0	0	0	0	0
Merak	263	653	289	1163	1842	896	0
Phongme	0	0	0	0	0	0	0
Radi	0	0	0	0	0	0	0
Sakteng	667	478	871	1585	1165	0	1136
Samkhar	0	0	0	0	0	0	0
Shongphu	4	11	9	31	17	7	0
Thrimshing	0	0	0	0	0	0	0
Udzorong	0	0	0	0	0	0	0
Yangnyer	0	0	0	0	0	0	0
Total	937	1143	1169	2781	3024	903	1136

Horse (Local and Improved), Mule and Donkey by Geog

Category Geog	LOCAL		IMPROVED		Mule	Donkey
	Male	Female	Male	Female		
Horse						
Shongphu	29	42	0	0	0	0
Bartsham	0	0	0	0	0	0
Yangnyer	1524	1356	5	9	0	0
Bidung	50	45	0	1	0	0
Thrimshing	30	41	64	54	0	0
Samkhar	55	85	5	8	0	0
Sakteng	354	317	0	0	0	0
Radi	141	215	0	0	0	0
Phongme	76	110	0	0	0	0
Merak	467	415	0	0	0	0
Lumang	8	6	0	0	0	0
Khaling	2	17	0	0	0	0
Kangpara	114	158	64	54	0	0
Kanglung	14	20	0	6	0	0
Udzorong	67	38	1	0	0	0
Total	2931	2865	139	132	0	0

Pig and Poultry (Local and Improved) by Geog

Category Geog	LOCAL		IMPROVED	
	Male	Female	Male	Female
Pig				
Sakteng	0	0	0	0
Bidung	0	0	0	0

Livestock Population and Production (2008)

Category Geog	LOCAL		IMPROVED	
	Male	Female	Male	Female
Kanglung	0	0	0	0
Kangpara	17	32	11	13
Khaling	4	6	16	15
Lumang	37	36	47	41
Merak	0	0	0	0
Samkhar	1	0	23	34
Shongphu	3	3	23	26
Thrimshing	17	24	0	0
Udzorong	198	207	5	2
Yangnyer	66	69	49	73
Bartsham	23	10	0	0
Radi	2	3	2	3
Phongme	37	53	1	10
Total	405	443	177	217

Poultry

Kangpara	248	933	28	93
Yangnyer	1093	3549	62	818
Udzorong	408	1634	0	8
Thrimshing	166	528	25	137
Shongphu	116	256	0	8
Samkhar	214	475	29	461
Sakteng	111	811	0	0
Radi	213	365	19	94
Phongme	316	1073	0	28
Merak	45	173	0	42
Khaling	54	192	2	7
Kanglung	52	190	10	0
Bidung	36	132	14	185
Bartsham	0	0	0	0
Lumang	141	790	0	0
Total	3213	11101	189	1881

Sheep, Goat and Cat by Geog

Geog	SHEEP		GOAT		CAT	
	Male	Female	Male	Female	Male	Female
Bartsham	0	0	0	0	0	0
Yangnyer	0	0	0	0	0	0
Udzorong	0	0	0	0	0	0
Thrimshing	0	0	0	0	0	0
Shongphu	10	27	0	0	0	0
Samkhar	20	20	0	0	0	0
Sakteng	227	65	0	0	0	0

Livestock Population and Production (2008)

Geog	SHEEP		GOAT		CAT	
	Male	Female	Male	Female	Male	Female
Radi	0	0	0	0	0	0
Phongme	10	27	0	0	0	0
Merak	660	745	0	0	0	0
Lumang	0	12	0	0	0	0
Khaling	2	3	0	0	0	0
Kangpara	48	172	0	0	0	0
Kanglung	0	0	0	0	0	0
Bidung	0	1	0	0	0	0
Total	977	1072	0	0	0	0

Dog Population (Pet and Stray) by geog

Geog	PET		STRAY	
	Male	Female	Male	Female
Bartsham	118	250	0	0
Yangnyer	3	3	42	76
Udzorong	171	34	0	0
Thrimshing	58	31	17	16
Shongphu	124	44	0	0
Samkhar	187	121	7	3
Sakteng	0	0	0	0
Radi	15	16	195	91
Phongme	23	23	90	97
Merak	133	113	35	49
Lumang	108	12	207	241
Khaling	58	102	39	45
Kangpara	84	44	6	1
Kanglung	26	23	56	64
Bidung	22	28	56	79
Total	1130	844	750	762

Dairy Products Produced, Consumed and Sold by Geog

Milk in (liters) and Cheese and Butter in (Kg)

Category	Produced	Consumed	Sold
Butter			
Sakteng	21,058.00	10,498.00	21,058.00
Bidung	6,315.00	2,745.00	3,606.00
Kanglung	1,296.00	776.00	665.00
Kangpara	4,801.00	3,422.00	1,139.00
Khaling	7,374.70	2,628.70	4,678.00
Lumang	6,722.00	5,050.00	1,672.00

Livestock Population and Production (2008)

Category			
Geog	Produced	Consumed	Sold
Merak	32,791.00	6,670.00	26,121.00
Radi	6,943.00	6,546.00	477.00
Samkhar	9,403.00	3,173.00	5,104.00
Shongphu	9,909.00	3,806.00	6,103.00
Thrimshing	4,241.00	2,429.00	1,749.00
Udzorong	1,553.00	1,292.00	154.80
Yangnyer	14,342.00	5,992.00	8,349.00
Bartsham	17,041.21	8,187.00	8,850.00
Phongme	11,936.60	1,936.50	0.00
Total	155,726.51	65,151.20	89,725.80
Cheese			
Udzorong	3,106.00	2,582.00	310.60
Yangnyer	21,694.00	8,983.00	12,731.00
Bidung	12,702.00	6,450.00	6,257.00
Thrimshing	8,482.00	6,187.00	2,295.00
Shongphu	20,121.00	6,108.00	14,013.00
Samkhar	19,191.00	8,030.00	9,641.00
Sakteng	32,781.00	23,582.00	32,781.00
Bartsham	34,085.29	17,065.00	17,015.00
Phongme	3,881.85	3,881.75	0.00
Merak	61,537.00	9,990.00	4,712.00
Lumang	13,446.00	9,170.00	4,276.00
Khaling	23,085.90	4,566.40	9,602.00
Kangpara	7,703.00	6,176.00	1,527.00
Kanglung	2,592.00	1,813.00	916.00
Radi	13,346.00	14,488.00	794.00
Total	277,754.04	129,072.15	116,870.60
Milk			
Udzorong	28,052.00	0.00	0.00
Kanglung	15,577.00	0.00	300.00
Kangpara	43,007.00	0.00	0.00
Khaling	155,568.00	0.00	0.00
Lumang	80,663.00	0.00	0.00
Merak	368,725.00	0.00	0.00
Phongme	232,761.25	0.00	0.00
Radi	120,574.00	24.00	1,500.00
Sakteng	361,171.00	0.00	0.00
Samkhar	19,910.00	10,765.00	16,824.00
Bartsham	204,517.00	0.00	0.00
Thrimshing	50,901.00	0.00	0.00
Yangnyer	143,420.00	0.00	0.00
Bidung	127,020.00	0.00	0.00
Shongphu	219,910.00	0.00	7,800.00
Total	2,171,776.25	10,789.00	26,424.00

Meat produced by geog in (Kg)

Geog	Pork	Beef	Yak	Mutton	Chicken	Fish
Bartsham	200.00	4,850.00	0.00	0.00	0.00	0.00
Bidung	0.00	4,018.00	0.00	0.00	0.00	0.00
Kanglung	0.00	333.00	0.00	0.00	0.00	0.00
Kangpara	721.00	2,231.00	0.00	0.00	0.00	0.00
Khaling	3,575.00	41,070.00	0.00	0.00	0.00	0.00
Lumang	1,370.00	3,170.00	0.00	0.00	0.00	0.00
Merak	0.00	0.00	8,390.00	0.00	0.00	0.00
Phongme	1,185.00	0.00	0.00	0.00	0.00	0.00
Radi	0.00	0.00	0.00	0.00	0.00	0.00
Sakteng	0.00	8,258.00	5,091.00	140.00	0.00	0.00
Samkhar	1,883.00	6,304.00	0.00	0.00	0.00	0.00
Shongphu	385.00	1,683.00	90.00	0.00	0.00	0.00
Thrimshing	1,134.00	800.00	0.00	0.00	0.00	0.00
Udzorong	2,906.00	7,610.00	0.00	0.00	0.00	0.00
Yangnyer	4,355.00	8,655.00	0.00	0.00	0.00	0.00
Total	17,714.	88,982.00	13,571.00	140.00	0.00	0.00

Meat product sold by geog in (Kg)

Geog	Pork	Beef	Yak	Mutton	Chicken	Fish
Bartsham	0.00	3,400.00	0.00	0.00	0.00	0.00
Yangnyer	3,205.00	3,030.00	0.00	0.00	0.00	0.00
Udzorong	2,876.00	6,070.00	0.00	0.00	0.00	0.00
Thrimshing	300.00	500.00	0.00	0.00	0.00	0.00
Shongphu	375.00	1,398.00	30.00	0.00	0.00	0.00
Samkhar	1,672.00	4,601.00	0.00	0.00	0.00	0.00
Sakteng	0.00	0.00	0.00	0.00	0.00	0.00
Radi	0.00	0.00	0.00	0.00	0.00	0.00
Phongme	322.00	0.00	0.00	0.00	0.00	0.00
Merak	0.00	0.00	7,800.00	0.00	0.00	0.00
Lumang	785.00	1,820.00	0.00	0.00	0.00	0.00
Khaling	3,340.00	36,285.00	0.00	0.00	0.00	0.00
Kangpara	862.00	1,071.00	0.00	0.00	0.00	0.00
Kanglung	0.00	0.00	0.00	0.00	0.00	0.00
Bidung	0.00	1,203.00	0.00	0.00	0.00	0.00
Total	13,737.00	59,378.00	7,830.00	0.00	0.00	0.00

Wool, Eggs and chugo produced and sold by geog

Geog	PRODUCED		SOLD		
	Egg (Dz)	Wool	Egg (Dz)	Wool (kg)	Chugo (kg)
Bartsham	1,501.67	0.00	0.00	0.00	0.00
Bidung	3,211.25	0.00	320.83	0.00	0.00
Kanglung	2,205.00	0.00	303.67	0.00	0.00
Kangpara	1,804.83	69.00	513.58	0.00	0.00

Livestock Population and Production (2008)

Geog	PRODUCED		SOLD		
	Egg (Dz)	Wool	Egg (Dz)	Wool (kg)	Chugo (kg)
Khaling	1,362.58	0.00	1,040.83	0.00	0.00
Lumang	4,608.33	0.00	2,318.33	0.00	0.00
Merak	2,073.75	3,749.00	0.00	1,325.00	0.00
Phongme	11,523.75	0.00	2,925.00	0.00	0.00
Radi	3,485.08	0.00	189.17	0.00	0.00
Sakteng	695.42	955.00	695.42	0.00	0.00
Samkhar	3,825.58	0.00	2,775.00	0.00	0.00
Shongphu	986.67	0.00	489.17	0.00	0.00
Thrimshing	2,422.25	0.00	1,156.67	0.00	0.00
Udzorong	12,372.50	0.00	714.50	0.00	0.00
Yangnyer	2,827.33	0.00	600.08	0.00	0.00
Total	54,906.00	4,773.00	14,042.25	1,325.00	0.00

Trashiyangtse Dzongkhag**Breed and category wise Cattle, Yak and Buffalo by Geog**

Breed Geog	Young		Heifer	Milch	Dry	Brd. Bull	Bullock
	Male	Female					
BsCross							
Bumdeling	3	2	0	1	0	0	0
Jamkhar	0	1	4	1	0	0	0
Khamdang	0	0	0	0	0	0	0
Ramjar	0	0	0	0	0	0	0
Toetsho	0	6	6	0	0	0	0
Tongmijangsa	2	0	11	6	0	0	0
Yalang	0	0	0	0	0	0	0
Yangtse	1	0	4	1	1	1	1
Total	6	9	25	9	1	1	1
BsPure							
Bumdeling	0	0	0	0	0	0	0
Jamkhar	0	0	0	0	0	0	0
Khamdang	0	0	0	0	0	0	0
Ramjar	0	0	0	0	0	0	0
Toetsho	0	0	0	0	0	0	0
Tongmijangsa	0	0	0	0	0	0	0
Yalang	0	0	0	0	0	0	0
Yangtse	0	0	0	0	0	0	0
Total	0	0	0	0	0	0	0
Jersey Cross							
Bumdeling	33	73	51	110	35	0	42
Jamkhar	29	53	51	86	50	0	12
Khamdang	25	29	34	37	50	0	19
Ramjar	33	45	55	40	12	0	0
Toetsho	13	22	11	7	9	0	1
Tongmijangsa	40	35	42	64	29	0	1
Yalang	33	33	30	44	41	0	0
Yangtse	76	60	112	108	51	0	10
Total	282	350	386	496	277	0	85
Jersey Pure							
Bumdeling	0	0	0	0	0	4	0
Jamkhar	0	0	0	0	0	2	0
Khamdang	0	0	0	0	0	2	0
Ramjar	0	0	0	0	0	2	0
Toetsho	0	0	0	0	0	3	0
Tongmijangsa	0	0	0	0	0	2	0
Yalang	0	0	0	0	0	4	0
Yangtse	0	0	0	0	0	7	0
Total	0	0	0	0	0	26	0
Mithun Cross							
Bumdeling	27	21	15	67	55	0	82
Jamkhar	19	20	19	74	72	0	39
Khamdang	17	15	25	16	36	1	76

Livestock Population and Production (2008)

Breed Geog	Young		Heifer	Milch	Dry	Brd. Bull	Bullock
	Male	Female					
Ramjar	6	17	22	52	53	0	23
Toetsho	9	9	3	9	10	0	24
Tongmijangsa	23	28	25	53	16	0	67
Yalang	59	57	109	65	85	0	65
Yangtse	17	10	14	73	52	0	118
Total	177	177	232	409	379	1	494
Mithun Pure							
Bumdeling	0	0	0	0	0	3	0
Jamkhar	0	0	0	0	0	0	0
Khamdang	0	0	0	0	0	0	0
Ramjar	0	0	0	0	0	0	0
Toetsho	0	0	0	0	0	1	0
Tongmijangsa	0	0	0	0	0	0	0
Yalang	0	0	0	0	0	0	0
Yangtse	0	0	0	0	0	3	0
Total	0	0	0	0	0	7	0
Nublang							
Bumdeling	308	226	282	331	303	0	356
Jamkhar	60	44	34	63	115	0	57
Khamdang	221	163	228	260	405	0	230
Ramjar	83	115	164	111	145	0	55
Toetsho	171	75	173	112	221	0	79
Tongmijangsa	136	127	115	190	152	0	74
Yalang	68	63	138	75	89	0	45
Yangtse	141	80	206	155	181	0	53
Total	1188	893	1340	1297	1611	0	949
Others							
Bumdeling	0	0	0	0	0	0	0
Jamkhar	0	0	0	0	0	0	0
Khamdang	0	0	0	0	0	0	0
Ramjar	0	0	0	0	0	0	0
Toetsho	0	0	0	0	0	0	0
Tongmijangsa	0	0	0	0	0	0	0
Yalang	0	0	0	0	0	0	0
Yangtse	0	0	0	0	0	0	0
Total	0	0	0	0	0	0	0
Yak							
Bumdeling	47	51	68	144	103	12	197
Jamkhar	0	0	0	0	0	0	0
Khamdang	0	0	0	0	0	0	0
Ramjar	0	0	0	0	0	0	0
Toetsho	0	0	0	0	0	0	0
Tongmijangsa	0	0	0	0	0	0	0
Yalang	0	0	0	0	0	0	0
Yangtse	0	0	0	0	0	0	0
Total	47	51	68	144	103	12	197

Horse (Local and Improved), Mule and Donkey by Geog

Category Geog	LOCAL		IMPROVED		Mule	Donkey
	Male	Female	Male	Female		
Horse						
Bumdeling	153	128	6	3	7	0
Khamdang	28	81	2	6	7	0
Toetsho	144	106	1	0	20	1
Yalang	173	80	14	0	171	1
Yangtse	30	79	2	3	6	1
Jamkhar	10	74	1	0	28	1
Tongmijangsa	17	60	1	0	16	2
Ramjar	56	44	4	2	15	0
Total	611	652	31	14	270	6

Pig, and Poultry (Local and Improved) by Geog

Category Geog	LOCAL		IMPROVED	
	Male	Female	Male	Female
Pig				
Yalang	170	78	15	3
Ramjar	36	28	76	55
Bumdeling	0	0	6	8
Toetsho	54	45	57	65
Yangtse	1	0	7	2
Jamkhar	1	1	2	1
Tongmijangsa	2	2	3	2
Khamdang	13	3	70	80
Total	277	157	236	216
Poultry				
Tongmijangsa	89	168	2	29
Ramjar	83	150	33	104
Bumdeling	30	51	1	69
Khamdang	67	109	2	47
Toetsho	29	65	12	86
Yalang	107	352	1	164
Yangtse	33	64	7	37
Jamkhar	55	169	2	19
Total	493	1128	60	555

Sheep, Goat and Cat by Geog

Geog	SHEEP		GOAT		CAT	
	Male	Female	Male	Female	Male	Female
Khamdang	0	0	20	23	64	104
Jamkhar	2	3	2	0	18	41
Bumdeling	16	12	2	0	142	176

Livestock Population and Production (2008)

Geog	SHEEP		GOAT		CAT	
	Male	Female	Male	Female	Male	Female
Yangtse	0	0	3	6	54	85
Yalang	1	0	14	6	14	6
Tongmijangsa	0	0	0	0	42	86
Toetsho	0	0	2	3	67	74
Ramjar	0	0	5	3	26	95
Total	19	15	48	41	427	667

Dog Population (Pet and Stray) by geog

Geog	PET		STRAY	
	Male	Female	Male	Female
Khamdang	158	113	231	226
Jamkhar	3	1	66	45
Bumdeling	113	26	26	28
Yangtse	42	20	387	235
Yalang	89	29	128	70
Tongmijangsa	47	28	23	27
Toetsho	106	76	175	141
Ramjar	32	20	33	30
Total	590	313	1069	802

Dairy Products Produced, Consumed and Sold by Geog

Milk in (liters) and Cheese and Butter in (Kg)

Category			
Geog	Produced	Consumed	Sold
Butter			
Yalang	2,552.00	1,765.00	787.00
Ramjar	3,114.00	2,395.00	719.00
Bumdeling	15,111.00	9,439.00	5,672.00
Toetsho	4,175.00	3,645.00	1,695.00
Yangtse	8,871.89	4,724.40	4,243.58
Jamkhar	13,712.00	5,819.00	7,724.00
Tongmijangsa	8,279.00	4,100.00	719.00
Khamdang	3,748.00	3,448.00	482.00
Total	59,562.89	35,335.40	22,041.58
Cheese			
Yangtse	17,743.95	9,391.70	8,498.25
Jamkhar	26,571.00	9,872.00	15,780.00
Ramjar	5,289.00	4,505.00	787.00
Yalang	4,192.00	2,452.00	1,740.00
Tongmijangsa	16,373.00	7,605.00	8,768.00

Category			
Geog	Produced	Consumed	Sold
Toetsho	16,992.00	13,892.00	4,270.00
Khamdang	7,496.00	6,576.00	920.00
Bumdeling	24,695.00	15,150.00	6,572.00
Total	119,351.95	69,443.70	47,335.25
Milk			
Ramjar	39,706.00	0.00	0.00
Jamkhar	274,240.00	0.00	0.00
Yangtse	185,532.50	0.00	2,687.00
Yalang	35,257.00	13,060.00	17,877.00
Toetsho	63,205.00	290.00	240.00
Khamdang	75,067.00	0.00	0.00
Bumdeling	226,670.00	0.00	135.00
Tongmijangsa	73,923.00	0.00	0.00
Total	973,600.50	13,350.00	20,939.00

Meat produced by geog in (Kg)

Geog	Pork	Beef	Yak	Mutton	Chicken	Fish
Bumdeling	275.00	17,775.00	2,750.00	0.00	0.00	0.00
Jamkhar	0.00	0.00	0.00	0.00	0.00	0.00
Khamdang	1,062.00	950.00	0.00	0.00	15.00	0.00
Ramjar	6,285.00	1,565.00	0.00	157.00	0.00	0.00
Toetsho	5,615.00	0.00	0.00	0.00	0.00	0.00
Tongmijangsa	216.00	25,120.00	0.00	0.00	0.00	0.00
Yalang	1,790.00	2,270.00	0.00	0.00	0.00	0.00
Yangtse	300.00	2,107.00	0.00	0.00	0.00	0.00
Total	15,543.00	49,787.00	2,750.00	157.00	15.00	0.00

Meat product sold geog wise(Kg)

Geog	Pork	Beef	Yak	Mutton	Chicken	Fish
Khamdang	1,136.00	684.00	0.00	0.00	15.00	0.00
Jamkhar	0.00	0.00	0.00	0.00	0.00	0.00
Bumdeling	220.00	2,455.00	550.00	0.00	0.00	0.00
Yangtse	300.00	786.00	0.00	0.00	0.00	0.00
Yalang	1,031.00	1,057.00	0.00	0.00	0.00	0.00
Tongmijangsa	190.00	4,000.00	0.00	0.00	0.00	0.00
Toetsho	2,443.00	0.00	0.00	0.00	0.00	0.00
Ramjar	495.00	870.00	0.00	22.00	0.00	0.00
Total	5,815.00	9,852.00	550.00	22.00	15.00	0.00

Wool, Eggs and chugo produced and sold by geog

Geog	PRODUCED		SOLD		
	Egg (Dz)	Wool (kg)	Egg (Dz)	Wool (kg)	Chugo (kg)
Bumdeling	495.00	36.00	300.83	0.00	15,000.00
Jamkhar	1,378.17	0.00	171.67	0.00	0.00
Khamdang	363.75	0.00	48.42	0.00	0.00
Ramjar	630.08	0.00	72.08	0.00	0.00
Toetsho	564.17	0.00	89.58	0.00	0.00
Tongmijangsa	309.17	0.00	200.00	0.00	0.00
Yalang	250.83	0.00	137.83	0.00	0.00
Yangtse	187.50	0.00	125.00	0.00	0.00
Total	4,178.67	36.00	1,145.42	0.00	15,000.00

Tsirang Dzongkhag

Breed and category wise Cattle, Yak and Buffalo by Geog

Breed Geog	Young		Heifer	Milch	Dry	Brd. Bull	Bullock
	Male	Female					
BsCross							
Barshong	0	0	0	0	0	0	0
Beteni	0	0	0	0	0	0	0
Dunglagang	0	0	3	0	0	0	0
Gosaling	1	0	1	1	0	0	1
Kikhorthang	0	0	0	0	0	0	0
Mendregang	0	0	0	0	0	0	0
Patale	0	0	0	0	0	0	0
Phuentenchhu	0	0	0	0	0	0	0
Rangthangling	0	0	0	0	0	0	0
Semjong	0	0	0	0	0	0	0
Tsholingkhar	0	0	0	0	0	0	0
Tsirangtoe	0	0	0	0	0	0	0
Total	1	0	4	1	0	0	1
BsPure							
Barshong	0	0	0	0	0	0	0
Beteni	0	0	0	0	0	0	0
Dunglagang	0	0	0	0	0	0	0
Gosaling	0	0	0	0	0	0	0
Kikhorthang	0	0	0	0	0	0	0
Mendregang	0	0	0	0	0	0	0
Patale	0	0	0	0	0	0	0
Phuentenchhu	0	0	0	0	0	0	0
Rangthangling	0	0	0	0	0	0	0
Semjong	0	0	0	0	0	0	0
Tsholingkhar	0	0	0	0	0	0	0
Tsirangtoe	0	0	0	0	0	0	0
Total	0	0	0	0	0	0	0
Jersey Cross							
Barshong	14	23	49	67	39	2	62
Beteni	87	145	76	88	87	2	117
Dunglagang	52	49	87	102	16	0	71
Gosaling	52	59	103	83	53	0	62
Kikhorthang	48	110	126	151	134	0	80
Mendregang	69	76	143	103	84	0	115
Patale	25	27	37	32	16	1	9
Phuentenchhu	31	51	28	45	26	0	2
Rangthangling	31	41	110	99	84	46	197
Semjong	35	28	63	68	40	0	69
Tsholingkhar	59	66	76	80	86	0	142
Tsirangtoe	27	49	43	21	15	0	18
Total	530	724	941	939	680	51	944

Livestock Population and Production (2008)

Breed Geog	Young		Heifer	Milch	Dry	Brd. Bull	Bullock
	Male	Female					
Jersey Pure							
Barshong	0	0	0	0	0	0	0
Beteni	0	0	0	0	0	2	0
Dunglagang	0	0	0	0	0	1	0
Gosaling	0	0	0	0	0	1	0
Kikhorthang	0	0	0	0	0	1	0
Mendregang	0	0	0	0	0	2	0
Patale	0	0	0	0	0	2	0
Phuentenchhu	0	5	0	0	0	2	0
Rangthangling	0	0	0	0	0	1	0
Semjong	0	0	0	0	0	1	0
Tsholingkhar	0	0	0	0	0	2	0
Tsirangtoe	0	0	0	0	0	2	0
Total	0	5	0	0	0	17	0
Mithun Cross							
Barshong	0	2	6	3	0	0	0
Beteni	0	2	1	3	1	0	0
Dunglagang	10	5	13	16	5	0	10
Gosaling	0	0	2	1	0	0	2
Kikhorthang	0	0	0	0	0	0	0
Mendregang	0	0	0	2	0	0	5
Patale	0	0	0	0	0	0	0
Phuentenchhu	0	1	0	0	0	0	0
Rangthangling	0	0	0	0	0	0	0
Semjong	0	0	1	0	2	0	0
Tsholingkhar	0	0	1	1	1	0	0
Tsirangtoe	0	0	0	0	0	0	0
Total	10	10	24	26	9	0	17
Mithun Pure							
Barshong	0	0	0	0	0	0	0
Beteni	0	0	0	0	0	0	0
Dunglagang	0	0	0	0	0	0	0
Gosaling	0	0	0	0	0	0	0
Kikhorthang	0	0	0	0	0	0	0
Mendregang	0	0	0	0	0	0	0
Patale	0	0	0	0	0	0	0
Phuentenchhu	0	0	0	0	0	0	0
Rangthangling	0	0	0	0	0	0	0
Semjong	0	0	0	0	0	0	0
Tsholingkhar	0	0	0	0	0	0	0
Tsirangtoe	0	0	0	0	0	0	0
Total	0	0	0	0	0	0	0
Nublang							
Barshong	48	49	117	90	123	0	295
Beteni	28	51	30	0	7	0	22
Dunglagang	43	41	192	85	37	1	282

Livestock Population and Production (2008)

Breed Geog	Young		Heifer	Milch	Dry	Brd.	
	Male	Female				Bull	Bullock
Gosaling	54	43	47	68	54	0	223
Kikhorthang	19	19	32	48	48	0	267
Mendregang	17	16	32	43	30	0	181
Patale	57	75	164	145	138	0	477
Phuentenchhu	162	171	87	103	54	0	286
Rangthangling	38	34	66	75	62	0	303
Semjong	99	92	118	129	140	0	357
Tsholingkhar	40	28	56	63	79	0	236
Tsirangtoe	122	84	109	65	141	0	311
Total	727	703	1050	914	913	1	3240
Others							
Barshong	0	0	0	0	3	3	0
Beteni	0	0	0	0	0	0	0
Dunglagang	4	1	8	5	3	0	5
Gosaling	3	4	3	4	4	2	2
Kikhorthang	12	13	7	25	11	0	3
Mendregang	0	0	0	0	0	0	0
Patale	6	3	3	7	5	1	3
Phuentenchhu	12	21	4	12	6	0	0
Rangthangling	0	0	0	0	2	1	0
Semjong	7	7	7	12	3	0	1
Tsholingkhar	2	2	3	4	2	0	0
Tsirangtoe	0	0	0	0	0	0	0
Total	46	51	35	69	39	7	14
Yak							
Barshong	0	0	0	0	0	0	0
Beteni	0	0	0	0	0	0	0
Dunglagang	0	0	0	0	0	0	0
Gosaling	0	0	0	0	0	0	0
Kikhorthang	0	0	0	0	0	0	0
Mendregang	0	0	0	0	0	0	0
Patale	0	0	0	0	0	0	0
Phuentenchhu	0	0	0	0	0	0	0
Rangthangling	0	0	0	0	0	0	0
Semjong	0	0	0	0	0	0	0
Tsholingkhar	0	0	0	0	0	0	0
Tsirangtoe	0	0	0	0	0	0	0
Total	0	0	0	0	0	0	0

Horse (Local and Improved), Mule and Donkey by Geog

Category Geog	LOCAL		IMPROVED		Mule	Donkey
	Male	Female	Male	Female		
Horse						
Semjong	34	33	0	0	0	0
Beteni	6	4	0	0	0	0
Barshong	2	3	3	0	0	0

Category Geog	LOCAL		IMPROVED		Mule	Donkey
	Male	Female	Male	Female		
Tsholingkhar	0	0	0	0	0	0
Rangthangling	0	0	0	0	0	0
Phuentenchhu	8	20	0	0	0	0
Patale	50	61	1	0	0	0
Mendregang	0	0	0	0	0	0
Kikhorthang	0	0	0	0	0	0
Gosaling	1	0	0	0	0	0
Dunglagang	2	2	0	0	0	0
Tsirangtoe	6	2	0	0	0	0
Total	109	125	4	0	0	0

Pig, and Poultry (Local and Improved) by Geog

Category Geog	LOCAL		IMPROVED	
	Male	Female	Male	Female
Pig				
Phuentenchhu	73	33	12	3
Patale	88	89	43	77
Beteni	48	45	11	14
Dunglagang	20	31	1	0
Gosaling	14	8	10	9
Kikhorthang	76	37	3	3
Rangthangling	21	10	88	82
Semjong	73	67	5	8
Tsholingkhar	106	60	23	28
Tsirangtoe	82	36	3	2
Barshong	55	29	15	7
Mendregang	54	52	30	37
Total	710	497	244	270
Poultry				
Gosaling	274	845	17	1721
Tsirangtoe	229	477	1	776
Tsholingkhar	353	806	1107	503
Semjong	306	491	0	894
Rangthangling	393	1883	1143	804
Phuentenchhu	295	533	7	86
Patale	235	962	0	126
Kikhorthang	180	502	0	522
Barshong	218	578	0	0
Dunglagang	239	522	8	481
Beteni	300	944	0	82
Mendregang	243	583	6	768
Total	3265	9126	2289	6763

Sheep, Goat and Cat by Geog

Geog	SHEEP		GOAT		CAT	
	Male	Female	Male	Female	Male	Female
Barshong	15	45	154	209	57	56
Tsirangtoe	11	6	188	203	123	104
Tsholingkhar	6	12	285	306	87	123
Semjong	75	112	356	277	85	106
Rangthangling	10	25	267	302	110	134
Phuentenchhu	26	61	170	269	79	99
Patale	11	10	205	335	61	101
Mendregang	7	4	154	213	87	145
Kikhorthang	10	15	215	267	233	76
Gosaling	12	24	235	211	73	132
Dunglagang	49	73	165	218	84	111
Beteni	11	63	199	241	68	101
Total	243	450	2593	3051	1147	1288

Dog Population by Pet and Stray geog wise

Geog	PET		STRAY	
	Male	Female	Male	Female
Barshong	70	38	0	0
Tsirangtoe	123	62	0	0
Tsholingkhar	121	78	7	4
Semjong	126	65	1	2
Rangthangling	25	11	141	40
Phuentenchhu	109	79	7	2
Patale	1	0	115	78
Mendregang	113	65	6	1
Kikhorthang	178	55	0	0
Gosaling	107	83	4	0
Dunglagang	94	67	1	1
Beteni	111	59	0	0
Total	1178	662	282	128

Dairy Products Produced, Consumed and Sold by Geog

Milk in (liters) and Cheese and Butter in (Kg)

Category	Produced	Consume	Sold
Geog			
Butter			
Phuentenchhu	1,882.50	1,256.00	705.00
Beteni	2,752.00	441.00	2,362.00
Dunglagang	1,852.00	1,048.00	809.00
Gosaling	2,680.00	1,679.00	990.00

Livestock Population and Production (2008)

Category			
Geog	Produced	Consume	Sold
Kikhorthang	2,772.00	1,483.00	1,228.00
Patale	1,987.00	1,086.00	868.00
Rangthangling	1,383.00	864.00	740.00
Semjong	6,715.00	2,227.00	719.00
Tsholingkhar	824.00	518.00	214.00
Tsirangtoe	4,703.00	1,014.00	178.00
Barshong	2,259.00	1,099.00	1,045.00
Mendregang	2,136.00	1,200.00	819.00
Total	31,945.50	13,915.00	10,677.00

Cheese			
Tsholingkhar	851.00	96.00	73.00
Tsirangtoe	604.00	570.00	149.00
Beteni	7,784.00	1,120.00	5,625.00
Semjong	1,816.00	966.00	617.00
Rangthangling	2,477.00	949.00	1,446.00
Phuentenchhu	1,314.00	1,008.00	558.00
Patale	1,715.00	841.00	729.00
Mendregang	2,986.00	1,485.00	1,456.00
Kikhorthang	2,247.00	574.00	1,623.00
Gosaling	3,591.50	1,659.00	1,862.00
Dunglagang	1,606.00	613.00	1,003.00
Barshong	3,315.00	1,708.00	1,625.00
Total	30,306.50	11,589.00	16,766.00

Milk			
Tsholingkhar	56,960.00	24,639.00	2,158.00
Dunglagang	84,290.00	83,441.00	849.00
Gosaling	79,971.00	77,901.00	1,260.00
Kikhorthang	108,555.00	37,226.00	1,315.00
Mendregang	73,911.00	17,386.00	110.00
Patale	66,285.00	23,018.00	0.00
Phuentenchhu	60,528.00	30,630.00	20.00
Barshong	45,151.00	1,015.00	0.00
Semjong	85,035.00	39,165.00	0.00
Tsirangtoe	39,900.00	7,625.00	800.00
Beteni	78,855.00	6,931.00	0.00
Rangthangling	142,960.00	60,643.00	5,220.00
Total	922,401.00	409,620.00	11,732.00

Meat produced by geog in (Kg)

Geog	Pork	Beef	Yak	Mutton	Chicken	Fish
Barshong	3,205.00	0.00	0.00	1,791.00	1,872.00	43.00
Beteni	2,398.00	300.00	0.00	211.00	873.00	430.00
Dunglagang	798.00	495.00	0.00	1,799.00	9,718.00	106.00
Gosaling	1,045.00	630.00	0.00	1,047.00	762.00	207.00

Livestock Population and Production (2008)

Geog	Pork	Beef	Yak	Mutton	Chicken	Fish
Kikhorthang	392.00	0.00	0.00	41.00	2.00	0.00
Mendregang	4,412.00	0.00	0.00	258.00	654.00	0.00
Patale	2,677.00	1,095.00	0.00	308.00	10,015.0	423.00
Phuentenchhu	2,579.00	0.00	0.00	2,017.00	1,338.00	34.00
Rangthangling	4,930.00	0.00	0.00	524.00	2,321.00	0.00
Semjong	3,731.00	1,611.00	0.00	924.00	1,483.00	109.00
Tsholingkhar	3,781.00	993.00	0.00	961.00	4,146.00	97.00
Tsirangtoe	2,449.00	0.00	0.00	817.00	1,279.00	155.00
Total	32,397.00	5,124.00	0.00	10,698.00	34,463.00	1,604.00

Meat product sold geog wise(Kg)

Geog	Pork	Beef	Yak	Mutton	Chicken	Fish
Barshong	1,815.00	0.00	0.00	681.00	115.00	0.00
Tsirangtoe	1,808.00	0.00	0.00	682.00	1,293.00	142.00
Tsholingkhar	2,276.00	893.00	0.00	320.00	22,806.00	62.00
Semjong	1,503.00	180.00	0.00	273.00	8,910.00	55.00
Rangthangling	4,396.00	0.00	0.00	198.00	5,430.00	0.00
Phuentenchhu	1,155.00	917.00	0.00	950.00	288.00	34.00
Patale	2,690.00	745.00	0.00	190.00	10,000.00	460.00
Mendregang	2,912.00	0.00	0.00	118.00	504.00	0.00
Kikhorthang	165.00	0.00	0.00	30.00	0.00	0.00
Gosaling	653.00	540.00	0.00	159.00	7.00	92.00
Dunglagang	520.00	350.00	0.00	1,095.00	920.00	66.00
Beteni	1,736.00	300.00	0.00	236.00	186.00	353.00
Total	21,629.0	3,925.00	0.00	4,932.00	50,459.0	1,264.0

Wool, Eggs and chugo produced and sold by geog

Geog	PRODUCED		SOLD		
	Egg (Dz)	Wool (kg)	Egg (Dz)	Wool (kg)	Chugo (kg)
Barshong	2,115.00	54.00	830.00	0.00	0.00
Beteni	3,163.33	51.00	2,640.00	33.00	0.00
Dunglagang	10,641.58	79.00	9,748.83	7.00	0.00
Gosaling	17,821.42	47.00	16,612.58	0.00	0.00
Kikhorthang	14,560.50	17.00	12,590.00	0.00	0.00
Mendregang	6,445.00	6.00	5,825.17	0.00	0.00
Patale	4,697.50	6.00	3,516.67	0.00	0.00
Phuentenchhu	465.25	9.00	321.67	2.00	0.00
Rangthangling	4,393.75	0.00	260.00	0.00	0.00
Semjong	6,129.00	64.00	4,072.08	0.00	0.00
Tsholingkhar	567.50	2.00	20,706.67	0.00	0.00
Tsirangtoe	2,173.33	7.00	471.50	0.00	0.00
Total	73,173.17	342.00	77,595.17	42.00	0.00

Wangdue Dzongkhag**Breed and category wise Cattle, Yak and Buffalo by Geog**

Breed Geog	Young		Heifer	Milch	Dry	Brd. Bull	Bullock
	Male	Female					
BsCross							
Athang	0	0	1	0	0	0	0
Bjena	0	1	5	7	5	2	1
Daga	0	0	0	0	0	0	0
Dangchhu	2	2	1	4	1	0	0
Gangte	27	38	60	86	34	0	22
Gase Tshogom	0	0	0	0	0	0	0
Gase Tshowom	0	0	0	0	0	0	0
Kazhi	0	0	0	0	0	0	0
Nahi	0	0	0	0	0	0	0
Nyisho	0	0	0	0	0	0	0
Phangyuel	0	0	0	0	0	0	0
Phobji	90	66	41	40	31	0	0
Ruepisa	11	12	13	15	11	1	6
Sephu	16	20	29	36	21	13	7
Theedtsho	0	0	0	0	0	0	0
Total	146	139	150	188	103	16	36
BsPure							
Athang	0	0	0	0	0	0	0
Bjena	2	1	1	1	0	1	0
Daga	0	0	0	0	0	0	0
Dangchhu	0	0	0	0	0	0	0
Gangte	0	0	0	0	0	0	0
Gase Tshogom	0	0	0	0	0	0	0
Gase Tshowom	0	0	0	0	0	0	0
Kazhi	0	0	0	0	0	0	0
Nahi	0	0	0	0	0	0	0
Nyisho	0	0	0	0	0	0	0
Phangyuel	0	0	0	0	0	0	0
Phobji	0	0	0	0	0	0	0
Ruepisa	0	0	0	0	0	0	0
Sephu	0	0	0	0	0	0	0
Theedtsho	0	0	0	0	0	0	0
Total	2	1	1	1	0	1	0
Jersey Cross							
Athang	6	5	7	12	1	14	8
Bjena	34	20	25	53	14	13	3
Daga	9	8	16	13	0	0	16
Dangchhu	26	63	34	99	27	1	52
Gangte	20	15	25	40	17	0	23
Gase Tshogom	31	26	42	41	52	1	0
Gase Tshowom	10	14	31	19	6	31	4
Kazhi	17	22	37	31	22	29	9

Livestock Population and Production (2008)

Breed Geog	Young		Heifer	Milch	Dry	Brd.	
	Male	Female				Bull	Bullock
Nahi	1	8	11	5	4	1	17
Nyisho	25	16	30	53	11	6	21
Phangyuel	16	39	32	28	11	17	7
Phobji	47	49	38	62	27	0	0
Ruepisa	21	55	56	60	53	3	35
Sephu	19	23	32	43	57	15	13
Theedtsho	20	27	37	49	47	5	26
Total	302	390	453	608	349	136	234

Jersey Pure

Athang	0	0	0	0	0	0	0
Bjena	5	2	7	8	2	2	0
Daga	0	0	0	0	0	0	0
Dangchhu	0	0	0	0	0	0	0
Gangte	0	0	0	0	0	0	0
Gase Tshogom	0	0	0	2	2	1	0
Gase Tshowom	0	0	0	0	0	0	0
Kazhi	0	0	0	0	0	0	0
Nahi	0	0	0	0	0	0	0
Nyisho	0	0	0	0	0	0	0
Phangyuel	0	0	0	0	0	0	0
Phobji	4	2	6	4	2	0	0
Ruepisa	8	7	12	9	8	0	1
Sephu	0	0	0	0	0	0	0
Theedtsho	0	0	0	0	0	0	0
Total	17	11	25	23	14	3	1

Mithun

Athang	12	12	7	17	14	8	16
Bjena	4	4	4	0	0	0	0
Daga	16	15	16	35	21	0	115
Dangchhu	72	56	26	158	70	0	115
Gangte	0	0	25	10	20	0	35
Gase Tshogom	5	2	11	14	22	0	15
Gase Tshowom	0	3	2	20	20	7	9
Kazhi	20	10	18	45	56	37	43
Nahi	0	0	0	3	1	0	24
Nyisho	1	1	1	30	17	0	166
Phangyuel	0	0	1	12	1	2	3
Phobji	40	47	7	24	14	0	0
Ruepisa	29	36	44	59	33	0	67
Sephu	5	7	7	12	16	1	8
Theedtsho	12	6	6	23	8	0	33
Total	216	199	175	462	313	55	649

Mithun Pure

Athang	0	0	0	0	0	2	0
Bjena	0	0	0	0	0	0	0
Daga	0	0	0	0	0	1	0
Dangchhu	0	0	0	0	0	3	0
Gangte	0	0	0	0	0	1	0
Gase Tshogom	0	0	0	0	0	1	0

Livestock Population and Production (2008)

Breed Geog	Young		Heifer	Milch	Dry	Brd.	
	Male	Female				Bull	Bullock
Gase Tshowom	0	0	0	0	0	0	0
Kazhi	0	0	0	0	0	3	0
Nahi	0	0	0	0	0	0	0
Nyisho	0	0	0	0	0	1	0
Phangyuel	0	0	0	0	0	0	0
Phobji	0	0	0	0	0	0	0
Ruepisa	0	0	0	0	0	0	0
Sephu	0	0	0	0	0	0	0
Thedtsho	0	0	0	0	0	0	0
Total	0	0	0	0	0	12	0
Nublang							
Athang	46	27	18	63	29	37	86
Bjena	305	212	284	402	202	5	428
Daga	76	43	150	102	150	0	259
Dangchhu	76	92	92	168	20	0	76
Gangte	15	21	25	232	145	0	137
Gase Tshogom	77	82	122	81	218	38	243
Gase Tshowom	48	44	79	74	78	91	70
Kazhi	94	73	140	145	191	186	94
Nahi	52	34	59	81	128	0	249
Nyisho	200	106	268	291	239	1	480
Phangyuel	72	74	129	140	109	151	97
Phobji	900	1005	54	156	39	0	21
Ruepisa	158	149	232	282	312	15	290
Sephu	165	172	274	342	239	9	229
Thedtsho	44	26	39	53	57	0	78
Total	2328	2160	1965	2612	2156	533	2837
Others							
Athang	0	0	0	0	0	0	0
Bjena	0	0	0	0	0	0	0
Daga	0	0	0	0	0	0	0
Dangchhu	0	0	0	0	0	0	0
Gangte	0	0	0	0	0	0	0
Gase Tshogom	0	0	0	0	0	0	0
Gase Tshowom	0	0	0	0	0	0	0
Kazhi	0	0	0	0	0	0	0
Nahi	0	0	0	0	0	0	0
Nyisho	0	0	0	0	0	0	0
Phangyuel	0	0	0	0	0	0	0
Phobji	0	0	0	0	0	0	0
Ruepisa	0	0	0	0	0	0	0
Sephu	0	0	0	0	0	0	0
Thedtsho	0	0	0	0	0	0	0
Total	0	0	0	0	0	0	0

Breed Geog	Young		Heifer	Milch	Dry	Brd. Bull	Bullock
	Male	Female					
Yak							
Athang	0	0	0	0	0	0	0
Bjena	0	0	0	0	0	0	0
Daga	0	0	0	0	0	0	0
Dangchhu	4	3	0	2	0	0	0
Gangte	15	26	16	40	38	3	35
Gase Tshogom	0	0	0	0	0	0	0
Gase Tshowom	0	0	0	0	0	0	0
Kazhi	101	101	69	216	98	112	144
Nahi	0	0	0	0	0	0	0
Nyisho	0	1	0	1	1	0	0
Phangyuel	0	0	0	0	0	0	0
Phobji	25	37	8	35	12	0	0
Ruepisa	0	0	0	0	0	0	0
Sephu	185	163	244	348	337	21	346
Theedtsho	0	0	0	0	0	0	0
Total	330	331	337	642	486	136	525

Horse (Local and Improved), Mule and Donkey by Geog

Category Geog	LOCAL		IMPROVED		Mule	Donkey
	Male	Female	Male	Female		
Horse						
Sephu	50	27	4	1	0	0
Athang	8	15	0	0	17	2
Dangchhu	57	26	32	24	0	1
Daga	10	9	1	1	0	0
Theedtsho	10	8	1	1	0	0
Ruepisa	33	39	7	9	7	0
Phobji	19	16	0	0	0	0
Phangyuel	2	13	0	2	0	0
Nyisho	49	45	0	0	6	0
Nahi	4	16	0	0	0	0
Kazhi	56	59	10	5	11	0
Gase Tshowom	10	23	0	0	5	0
Gase Tshogom	16	19	1	1	2	0
Gangte	49	34	0	0	1	0
Bjena	51	44	0	1	9	1
Total	424	393	56	45	58	4

Pig, and Poultry (Local and Improved) by Geog

Category Geog	LOCAL		IMPROVED	
	Male	Female	Male	Female
Pig				
Phobji	184	175	155	151
Daga	88	70	41	22

Livestock Population and Production (2008)

Category Geog	LOCAL		IMPROVED	
	Male	Female	Male	Female
Gangte	4	2	0	0
Gase Tshogom	22	21	10	16
Gase Tshowom	11	19	20	19
Kazhi	5	20	12	17
Nahi	18	16	3	4
Ruepisa	87	85	45	56
Sephu	1	0	0	0
Thedtsho	29	40	29	39
Bjena	1	6	8	12
Dangchhu	27	16	12	6
Athang	13	20	14	5
Phangyuel	8	8	3	7
Nyisho	35	34	38	36
Total	533	532	390	390

Poultry

Gase Tshogom	109	215	3	30
Dangchhu	32	194	0	27
Bjena	48	60	1	11
Thedtsho	101	62	0	35
Sephu	6	22	5	72
Ruepisa	134	303	25	102
Phobji	251	281	149	385
Phangyuel	12	30	0	0
Nyisho	84	161	18	33
Nahi	95	160	0	88
Gase Tshowom	68	172	0	37
Gangte	45	102	0	0
Daga	203	394	0	53
Athang	74	94	0	10
Kazhi	42	85	0	5
Total	1304	2335	201	888

Sheep, Goat and Cat by Geog

Geog	SHEEP		GOAT		CAT	
	Male	Female	Male	Female	Male	Female
Thedtsho	0	0	60	215	29	30
Sephu	14	15	0	0	32	35
Ruepisa	0	0	2	2	76	68
Phobji	900	1140	0	0	61	91
Phangyuel	0	0	0	0	32	33
Nyisho	0	0	1	1	103	85
Nahi	0	0	0	0	33	44
Kazhi	0	0	0	0	65	44
Gase Tshowom	0	0	1	1	39	38

Livestock Population and Production (2008)

Geog	SHEEP		GOAT		CAT	
	Male	Female	Male	Female	Male	Female
Gase Tshogom	0	0	2	0	76	63
Gangte	179	335	0	0	42	51
Dangchhu	0	0	0	0	51	32
Daga	0	0	41	40	32	17
Bjena	0	0	1	0	46	52
Athang	0	0	6	6	12	8
Total	1093	1490	114	265	729	691

Dog Population by Pet and Stray geog wise

Geog	PET		STRAY	
	Male	Female	Male	Female
Theedtsho	43	19	20	19
Sephu	12	10	2	3
Ruepisa	23	24	8	7
Phobji	0	0	65	71
Phangyuel	3	5	5	22
Nyisho	47	21	8	0
Nahi	12	2	20	20
Kazhi	16	7	48	17
Gase Tshowom	11	7	5	5
Gase Tshogom	6	4	34	37
Gangte	15	23	29	40
Dangchhu	6	13	34	20
Daga	16	12	22	14
Bjena	68	31	28	19
Athang	17	13	8	4
Total	295	191	336	298

Dairy Products Produced, Consumed and Sold by Geog

Milk in (liters) and Cheese and Butter in (Kg)

Category	Produced	Consumed	Sold
Geog			
Butter			
Phobji	11,716.00	146,456.00	146,456.00
Daga	4,050.00	2,097.50	1,952.50
Gangte	12,345.00	10,123.00	2,000.00
Gase Tshogom	1,437.00	871.00	552.00
Gase Tshowom	2,209.00	1,542.00	919.00
Kazhi	9,217.00	4,052.00	5,165.00
Nahi	156.00	76.00	76.00
Phangyuel	3,318.00	1,598.00	1,750.00
Ruepisa	5,641.44	3,384.86	21.87
Sephu	7,037.00	3,200.00	3,873.00

Livestock Population and Production (2008)

Category			
Geog	Produced	Consumed	Sold
Thedtsho	5,120.00	1,414.00	683.00
Bjena	16,112.00	10,318.00	5,734.00
Dangchhu	8,026.00	4,000.00	4,026.00
Athang	1,190.00	845.00	325.00
Nyisho	6,596.00	5,462.00	1,134.00
Total	94,170.44	195,439.36	174,667.37
Cheese			
Bjena	27,045.00	13,447.00	1,146,800.00
Dangchhu	43,142.00	22,000.00	21,142.00
Daga	6,260.90	3,442.90	2,510.00
Thedtsho	14,699.00	15,235.00	16,384.00
Sephu	97,340.00	47,250.00	50,090.00
Ruepisa	132,005.00	85,803.25	46,519.55
Phobji	292,912.00	5,858.00	5,858.00
Athang	1,405.00	871.00	534.00
Nyisho	10,999.00	7,697.00	3,302.00
Nahi	1,584.00	792.00	792.00
Kazhi	4,793.00	2,487.00	2,306.00
Gase Tshowom	16,173.00	9,182.00	7,570.00
Gase Tshogom	3,126.40	1,866.50	1,254.00
Gangte	49,450.00	23,321.00	26,129.00
Phangyuel	5,669.00	1,660.00	4,009.00
Total	706,603.30	240,912.65	1,335,199.55
Milk			
Bjena	176,997.50	112.50	1,800.00
Gangte	52,925.00	121,247.00	20,145.00
Gase Tshogom	43,205.60	1,368.00	465.00
Gase Tshowom	39,745.00	39,745.00	0.00
Kazhi	121,036.00	8,890.00	0.00
Nahi	15,840.00	7,920.00	0.00
Nyisho	99,051.00	0.00	1,340.00
Phangyuel	72,984.00	3,528.00	0.00
Phobji	468,660.00	0.00	0.00
Ruepisa	141,036.00	0.00	0.00
Athang	28,740.00	28,740.00	0.00
Thedtsho	115,340.00	0.00	0.00
Dangchhu	52,343.00	20,100.00	0.00
Daga	40,500.00	0.00	0.00
Sephu	175,200.00	0.00	0.00
Total	1,643,603.10	231,650.50	23,750.00

Meat produced by geog in (Kg)

Geog	Pork	Beef	Yak	Mutton	Chicken	Fish
Athang	703.00	250.00	0.00	0.00	38.00	0.00
Bjena	450.00	2,223.00	0.00	0.00	0.00	0.00
Daga	3,000.00	3,500.00	0.00	0.00	0.00	0.00
Dangchhu	403.00	632.00	400.00	0.00	0.00	0.00
Gangte	0.00	0.00	0.00	0.00	0.00	0.00
Gase Tshogom	0.00	1,980.00	4,620.00	0.00	0.00	0.00
Gase Tshowom	1,635.00	2,215.00	0.00	0.00	0.00	0.00
Kazhi	1,940.00	10,250.00	3,000.00	0.00	0.00	0.00
Nahi	420.00	430.00	0.00	0.00	0.00	0.00
Nyisho	3,325.00	11,465.00	17,040.0	0.00	0.00	0.00
Phangyuel	160.00	7,260.00	0.00	0.00	0.00	0.00
Phobji	23,360.00	18,750.00	2,150.00	0.00	0.00	0.00
Ruepisa	11,845.00	8,060.00	0.00	0.00	0.00	0.00
Sephu	0.00	395.00	475.00	0.00	0.00	0.00
Thedtsho	4,230.00	0.00	0.00	0.00	0.00	0.00
Total	51,471.	67,410.00	27,685.00	0.00	38.00	0.00

Meat product sold by geog in(Kg)

Geog	Pork	Beef	Yak	Mutton	Chicken	Fish
Thedtsho	1,924.00	0.00	0.00	0.00	0.00	0.00
Sephu	0.00	200.00	220.00	0.00	0.00	0.00
Ruepisa	8,261.00	4,836.00	0.00	0.00	0.00	0.00
Phobji	11,680.00	9,375.00	1,075.00	0.00	0.00	0.00
Phangyuel	130.00	3,125.00	0.00	0.00	0.00	0.00
Nyisho	1,182.00	2,515.00	0.00	0.00	0.00	0.00
Nahi	110.00	300.00	0.00	0.00	0.00	0.00
Kazhi	577.00	3,080.00	1,970.00	0.00	0.00	0.00
Gase Tshowom	150.00	810.00	0.00	0.00	0.00	0.00
Gase Tshogom	245.00	1,350.00	0.00	0.00	0.00	0.00
Gangte	0.00	0.00	0.00	0.00	0.00	0.00
Dangchhu	0.00	426.00	400.00	0.00	0.00	0.00
Daga	1,200.00	1,700.00	0.00	0.00	0.00	0.00
Bjena	135.00	1,090.00	0.00	0.00	0.00	0.00
Athang	128.00	165.00	0.00	0.00	10.00	0.00
Total	25,722.00	28,972.00	3,665.00	0.00	10.00	0.00

Wool, Eggs and chugo produced and sold by geog

Geog	PRODUCED		SOLD		
	Egg (Dz)	Wool(kg)	Egg (Dz)	Wool (kg)	Chugo (kg)
Athang	226.67	0.00	84.17	0.00	0.00
Bjena	345.08	0.00	1.25	0.00	0.00
Daga	3,000.00	0.00	200.00	0.00	0.00
Dangchhu	16.67	0.00	0.00	0.00	0.00
Gangte	0.00	0.00	4.50	50.00	0.00
Gase Tshogom	662.83	0.00	104.58	0.00	0.00

Livestock Population and Production (2008)

Geog	Egg (Dz)	Wool(kg)	PRODUCED		SOLD
			Egg (Dz)	Wool (kg)	Chugo (kg)
Gase Tshowom	1,377.33	0.00	498.67	0.00	0.00
Kazhi	179.00	162.00	55.00	0.00	5,186.00
Nahi	1,875.00	0.00	1,875.00	0.00	0.00
Nyisho	327.50	0.00	327.50	0.00	0.00
Phangyuel	26.00	0.00	0.00	0.00	0.00
Phobji	0.00	0.00	9,125.00	0.00	0.00
Ruepisa	4,670.42	0.00	1,868.17	0.00	0.00
Sephu	162.92	95.00	0.00	0.00	1,300.00
Thedtsho	1,238.33	0.00	100.67	0.00	0.00
Total	14,107.75	257.00	14,244.50	50.00	6,486.00

Zhemgang Dzongkhag**Breed and category wise Cattle, Yak and Buffalo by Geog**

Breed Geog	Young		Heifer	Milch	Dry	Brd. Bull	Bullock
	Male	Female					
BsCross							
Bardo	0	0	0	0	0	0	0
Bjoka	0	0	0	0	0	0	0
Goshing	0	0	0	0	0	0	0
Nangkor	0	0	0	0	0	0	0
Ngangla	0	0	0	0	0	0	0
Phangkhar	0	0	0	0	0	0	0
Shingkhar	1	13	1	0	1	0	0
Trong	1	0	3	2	3	1	4
Total	2	13	4	2	4	1	4
BsPure							
Bardo	0	0	0	0	0	0	0
Bjoka	0	0	0	0	0	0	0
Goshing	0	0	0	0	0	0	0
Nangkor	0	0	0	0	0	0	0
Ngangla	0	0	0	0	0	0	0
Phangkhar	0	0	0	0	0	0	0
Shingkhar	0	0	0	0	0	0	0
Trong	0	0	0	0	0	0	0
Total	0	0	0	0	0	0	0
Jersey Cross							
Bardo	17	12	7	13	2	2	2
Bjoka	27	44	45	17	16	0	8
Goshing	10	10	12	8	5	3	1
Nangkor	47	69	78	36	48	37	6
Ngangla	6	21	14	23	13	2	14
Phangkhar	39	71	73	58	26	33	3
Shingkhar	19	54	18	12	0	1	0
Trong	66	75	91	110	95	19	63
Total	231	356	338	277	205	97	97
Jersey Pure							
Bardo	0	0	0	0	0	0	0
Bjoka	0	0	0	0	0	2	0
Goshing	0	0	0	0	0	1	0
Nangkor	0	1	0	2	1	5	0
Ngangla	0	0	0	0	0	0	0
Phangkhar	0	0	0	0	0	0	0
Shingkhar	2	1	0	1	0	1	0
Trong	0	0	0	0	0	10	0
Total	2	2	0	3	1	19	0
Mithun							
Bardo	36	17	33	151	141	4	155
Bjoka	19	15	29	68	46	0	84

Livestock Population and Production (2008)

Breed Geog	Young		Heifer	Milch	Dry	Brd. Bull	Bullock
	Male	Female					
Goshing	17	12	9	12	12	4	11
Nangkor	32	50	148	133	136	42	195
Ngangla	28	45	40	64	80	0	98
Phangkhar	2	6	10	94	84	0	44
Shingkhar	283	829	215	357	34	17	123
Trong	38	42	50	72	49	0	79
Total	455	1016	534	951	582	67	789
Mithun Pure							
Bardo	0	0	1	0	0	3	0
Bjoka	0	0	0	0	0	2	0
Goshing	0	0	0	0	0	3	0
Nangkor	2	0	0	0	0	5	0
Ngangla	1	0	0	0	0	1	0
Phangkhar	0	0	0	0	0	0	0
Shingkhar	9	0	0	0	0	8	0
Trong	13	12	33	25	18	4	1
Total	25	12	34	25	18	26	1
Nublang							
Bardo	270	149	190	199	315	12	208
Bjoka	30	38	59	41	46	0	69
Goshing	50	28	88	66	93	31	83
Nangkor	162	190	283	290	347	242	287
Ngangla	18	42	20	44	56	2	54
Phangkhar	63	72	97	110	134	3	181
Shingkhar	58	193	62	37	9	0	5
Trong	131	105	121	158	162	10	244
Total	782	817	920	945	1162	300	1131
Others							
Bardo	0	0	0	0	0	0	0
Bjoka	0	0	0	0	0	0	0
Goshing	0	0	0	0	0	0	0
Nangkor	0	0	0	0	0	0	0
Ngangla	0	0	0	0	0	0	0
Phangkhar	0	0	0	0	0	0	0
Shingkhar	0	0	0	0	0	0	0
Trong	0	0	0	0	0	0	0
Total	0	0	0	0	0	0	0
Yak							
Bardo	0	0	0	0	0	0	0
Bjoka	0	0	0	0	0	0	0
Goshing	0	0	0	0	0	0	0
Nangkor	0	0	0	0	0	0	0
Ngangla	0	0	0	0	0	0	0
Phangkhar	0	0	0	0	0	0	0
Shingkhar	0	0	0	0	0	0	0
Trong	0	0	0	0	0	0	0
Total	0	0	0	0	0	0	0

Note: Mithun Pure population in the Regional Mithun Breeding Farm (Zhemgang) is included under Trong Geog

Horse (Local and Improved), Mule and Donkey by Geog

Category Geog	LOCAL		IMPROVED		Mule	Donkey
	Male	Female	Male	Female		
Horse						
Goshing	106	147	0	4	39	1
Nangkor	101	88	0	0	14	1
Ngangla	76	48	0	0	34	1
Phangkhar	98	111	0	0	29	1
Shingkhar	127	39	0	0	148	1
Bjoka	56	67	2	2	82	1
Trong	8	9	2	1	5	2
Bardo	131	103	1	3	102	0
Total	703	612	5	10	453	8

Pig and Poultry (Local and Improved) by Geog

Category Geog	LOCAL		IMPROVED		Mule	Donkey
	Male	Female	Male	Female		
Pig						
Phangkhar	0	0	69	101	0	0
Bardo	33	27	0	2	0	0
Goshing	47	41	76	72	0	0
Ngangla	31	23	50	41	0	0
Shingkhar	0	0	0	0	0	0
Bjoka	34	74	0	0	0	0
Trong	4	7	83	52	0	0
Nangkor	66	72	23	14	0	0
Total	215	244	301	282	0	0
Poultry						
Trong	217	459	6	466	0	0
Bardo	119	357	18	57	0	0
Goshing	176	462	28	44	0	0
Nangkor	430	694	41	217	0	0
Ngangla	246	852	0	0	0	0
Phangkhar	169	489	65	161	0	0
Shingkhar	85	210	0	1	0	0
Bjoka	80	216	0	0	0	0
Total	1522	3739	158	946	0	0

Sheep, Goat and Cat by Geog

Geog	SHEEP		GOAT		CAT	
	Male	Female	Male	Female	Male	Female
Bjoka	0	0	0	0	42	51
Bardo	0	0	0	0	65	96
Trong	0	0	19	25	66	99

Livestock Population and Production (2008)

Geog	SHEEP		GOAT		CAT	
	Male	Female	Male	Female	Male	Female
Shingkhar	0	0	0	0	30	63
Phangkhar	0	0	5	11	66	43
Ngangla	0	0	3	6	22	27
Nangkor	0	0	0	1	96	133
Goshing	0	0	5	7	41	63
Total	0	0	32	50	428	575

Dog Population by Pet and Stray geog wise

Geog	PET		STRAY	
	Male	Female	Male	Female
Bjoka	15	19	9	18
Bardo	24	9	44	40
Trong	72	64	17	15
Shingkhar	10	16	0	0
Phangkhar	52	27	0	0
Ngangla	1	0	22	26
Nangkor	73	35	0	3
Goshing	14	8	15	18
Total	261	178	107	120

Dairy Products Produced, Consumed and Sold by Geog

Milk in (liters) and Cheese and Butter in (Kg)

Category			
Geog	Produced	Consumed	Sold
Butter			
Phangkhar	5,020.00	1,808.00	2,122.00
Bardo	6,439.00	5,066.00	1,393.00
Goshing	2,088.00	1,329.00	759.00
Ngangla	3,941.00	3,941.00	0.00
Shingkhar	2,025.00	81.00	556.00
Bjoka	1,775.00	630.00	1,630.00
Trong	8,144.00	4,546.00	3,364.00
Nangkor	5,629.00	3,943.00	2,285.00
Total	35,061.00	21,344.00	12,109.00
Cheese			
Shingkhar	6,288.00	676.00	974.00
Bjoka	6,210.00	2,540.00	960.00
Bardo	12,413.00	9,263.00	3,140.00
Phangkhar	20,333.00	16,540.00	8,452.00

Category			
Geog	Produced	Consumed	Sold
Trong	64,910.00	31,687.00	37,261.00
Ngangla	14,939.00	14,939.00	0.00
Nangkor	7,556.00	5,422.00	2,026.00
Goshing	20,880.00	12,137.00	8,737.00
Total	153,529.00	93,204.00	61,550.00
Milk			
Bardo	201,480.00	720.00	0.00
Bjoka	37,338.00	11.00	0.00
Shingkhar	45,290.00	88.00	0.00
Phangkhar	141,071.00	0.00	0.00
Ngangla	59,766.00	59,766.00	0.00
Nangkor	81,587.00	910.00	347.00
Goshing	62,640.00	756.00	0.00
Trong	154,820.00	3,346.00	3,622.00
Total	783,992.00	65,597.00	3,969.00

Meat produced by geog in (Kg)

Geog	Pork	Beef	Yak	Mutton	Chicken	Fish
Bardo	815.00	10,595.00	0.00	0.00	10.00	0.00
Bjoka	2,870.00	0.00	0.00	0.00	0.00	0.00
Goshing	1,187.00	765.00	0.00	38.00	262.00	0.00
Nangkor	1,992.00	1,618.00	0.00	30.00	0.00	0.00
Ngangla	1,290.00	2,278.00	0.00	0.00	1,925.00	0.00
Phangkhar	4,115.00	2,470.00	0.00	0.00	773.00	0.00
Shingkhar	0.00	0.00	0.00	0.00	0.00	0.00
Trong	2,090.00	1,760.00	0.00	0.00	0.00	0.00
Total	14,359.00	19,486.00	0.00	68.00	2,970.00	0.00

Meat product sold geog wise(Kg)

Geog	Pork	Beef	Yak	Mutton	Chicken	Fish
Bjoka	2,870.00	0.00	0.00	0.00	0.00	0.00
Bardo	795.00	6,315.00	0.00	0.00	10.00	0.00
Trong	1,380.00	2,180.00	0.00	0.00	0.00	145.00
Shingkhar	0.00	0.00	0.00	0.00	0.00	0.00
Phangkhar	3,560.00	2,382.00	0.00	0.00	408.00	0.00
Ngangla	550.00	727.00	0.00	0.00	620.00	0.00
Nangkor	1,526.00	833.00	0.00	30.00	0.00	0.00
Goshing	790.00	565.00	0.00	31.00	121.00	0.00
Total	11,471.00	13,002.00	0.00	61.00	1,159.00	145.00

Wool, Eggs and chugo produced and sold by geog

Geog	PRODUCED		SOLD		
	Egg (Dz)	Wool	Egg (Dz)	Wool (kg)	Chugo (kg)
Bardo	3,270.83	0.00	473.67	0.00	0.00
Bjoka	2,340.00	0.00	2,340.00	0.00	0.00
Goshing	3,506.25	0.00	673.00	0.00	0.00
Nangkor	4,331.83	0.00	925.92	0.00	0.00
Ngangla	11,076.00	0.00	2,541.67	0.00	0.00
Phangkhar	5,392.08	0.00	551.67	0.00	0.00
Shingkhar	0.00	0.00	0.00	0.00	0.00
Trong	3,464.58	0.00	5,213.75	0.00	0.00
Total	33,381.58	0.00	12,719.67	0.00	0.00



Printed with financial assistance from EU-Project (Support to Livestock Sector)